

# ANNUAL REPORT

OF

**Veolia Water Idaho, Inc.**

---

NAME

**8248 W Victory Rd, Boise, ID 83709**

---

ADDRESS

TO THE

**IDAHO PUBLIC**

**UTILITIES COMMISSION**

FOR THE

YEAR ENDED: DECEMBER 31, 2023

**ANNUAL REPORT FOR WATER UTILITIES TO  
THE IDAHO PUBLIC UTILITIES COMMISSION  
FOR THE YEAR ENDING: December 31, 2023**

**COMPANY INFORMATION**

1 Give full name of utility Veolia Water Idaho, Inc.  
 Telephone Area Code ( ) (208) 362-1300  
 E-mail address Website: www.mywater.veolia.us Email: csid@veolia.com  
 2 Date of Organization April 2, 1928  
 3 Organized under the laws of the state of Idaho  
 4 Address of Principal Office (number & street) 8248 W. Victory Road  
 5 P.O. Box (if applicable) \_\_\_\_\_  
 6 City Boise  
 7 State Idaho  
 8 Zip Code 83709  
 9 Organization (proprietor, partnership, Corp.) Corporation  
 10 Towns, Counties served Towns: Boise, Eagle, Meridian  
Counties: Ada  
 \_\_\_\_\_  
 11 Are there any affiliated Companies? Yes

**If yes, attach a list with names, addresses & descriptions. Explain any services provided to the utility.**

12 Contact Information:	Name	Phone No.
CEO Municipal Water-Regulated	Rodolphe Bouichou	(201) 767-9300
Vice President, Treasurer	Michael Algranati	(201) 767-9300
Secretary, Senior Utility Counsel	Bryant Gonzalez	(201) 767-9300
Vice President, General Manager	Position vacant at time of filing	(201) 767-9300
Complaints or Billing	Roger Lawless or Marie Flores	(208) 362-7304
Engineering	Cathy Cooper	(208) 810-0516
Emergency Service	Seth Goertz	(208) 761-3738
Accounting / Finance	Jarmila M. Cary	(208) 803-4593

13 Were any water systems acquired during the year or any additions/deletions made to the service area during the year? No  
**If yes, attach a list with names, addresses & descriptions. Explain any services provided to the utility.**

14 Where are the Company's books and records kept?  
Veolia Water Management & Services Inc.  
 Street Address 461 From Road, Suite 400  
 City Paramus  
 State New Jersey  
 Zip 07652

Name: Veolia Water Idaho, Inc.

---

**COMPANY INFORMATION**

For the Year Ended: December 31, 2023

---

11. Affiliated Companies:

Veolia Water Management & Services Inc.  
461 From Road, Suite 400  
Paramus, NJ 07652

Services provided to the utility:  
Management and service contract on file with the I.P.U.C.

NAME: Veolia Water Idaho, Inc.

**COMPANY INFORMATION (Cont.)**

For the Year Ended December 31, 2023

- 15 Is the system operated or maintained under a service contract? No
- 16 **If yes:** With whom is the contract? \_\_\_\_\_  
When does the contract expire? \_\_\_\_\_  
What services and rates are included? \_\_\_\_\_
- 17 Is water purchased for resale through the system? Yes (3 service locations on Joplin Road)
- 18 **If yes:** Name of Organization City of Garden City  
Name of owner or operator Garden City Public Works - Finance Department  
Mailing Address 6015 Glenwood  
City Garden City  
State ID  
Zip 83714

- |                 | Gallons        | Amount          |
|-----------------|----------------|-----------------|
| Water Purchased | <u>697,880</u> | <u>\$ 2,082</u> |
- 19 Has any system(s) been disapproved by the Idaho Department of Environmental Quality? No  
**If yes, attach full explanation**
- 20 Has the Idaho Department of Environmental Quality recommended any improvements? No  
**If yes, attach full explanation**
- 21 Number of Complaints received during year concerning:
- |                    |              |
|--------------------|--------------|
| Quality of Service | <u>810</u>   |
| High Bills         | <u>118</u>   |
| Disconnection      | <u>2,138</u> |
- 22 Number of Customers involuntarily disconnected 2,138
- 23 Date customers last received a copy of the Summary of Rules required by IDAPA 31.21.01.701? Aug. - Sep. 2023  
**Attach a Copy of the Summary**
- 24 Did significant additions or retirements from the Plant Accounts occur during the year? Yes  
**If yes, attach full explanation and an updated system map**

24. SIGNIFICANT ADDITIONS TO THE PLANT ACCOUNT

ADDITIONS (Over \$100,000 Gross)

NO.	DESCRIPTION	AMOUNT
1	C21B504_060_002 CWTP 6 MGD Membrane Replacement	\$ 8,872,812
2	"G" NEW & REPLACEMENT METERS	\$ 5,527,802
3	C21E510_060_002 Hillcrest Tank Replacement	\$ 3,664,682
4	"D" HYDRANTS & MAINS	\$ 3,124,357
5	C21C514_060_002 Ustick Pump Station	\$ 1,285,630
6	"F" NEW, REPLACEMENT & FIRE SERVICES	\$ 1,197,384
7	C22D702_060_002 Kootenai Water Main Replacement	\$ 1,020,938
8	C22D609_060_002 T&D Main Replacements	\$ 861,674
9	C22K101_060_002 2 Crew Trucks with upfitting	\$ 806,588
10	C22D705_060_002 11th St. main - River to State	\$ 768,180
11	C22K109_060_001 Vac Truck	\$ 723,485
12	C20C531_060_001 Redwood Creek Pump and Pipe Re	\$ 712,354
13	C22C101_060_006 EWC Well 4 Genset Install	\$ 454,612
14	C22D341_060_001 Crestgate Subdivision	\$ 427,867
15	C21D325_060_001 Baron Black Cat Sub	\$ 420,280
16	C21K008_060_001 Bench WQ Master Plan	\$ 387,740
17	C22B505_060_002 CWTP PLC Replacement	\$ 371,276
18	C23J503_060_002 Antenna Towers	\$ 333,904
19	C22D714_060_002 Grove St. Main Replacement	\$ 325,451
20	C22B507_060_003 Bali Hai 300 PPD	\$ 303,687
21	C22D323_060_001 Adler Gowen Building 301	\$ 291,778
22	C23J503_060_003 Microwave Radio Equipment	\$ 272,042
23	C22D320_060_001 Element Skye Subdivision	\$ 241,952
24	C22K107_060_001 Network GIS and Hyd Study	\$ 240,801
25	C22C101_060_013 Franklin Park Piping	\$ 220,009
26	C21D357_060_001 Telluride Subdivision	\$ 205,974
27	C21D344_060_001 Mark Guho Construction-Joplin	\$ 200,924
28	C22D319_060_001 Langara Park	\$ 195,499
29	C23K101_060_004 CAT 308 Excavator	\$ 181,399
30	C22D322_060_001 Charter Pointe Meadows East #4	\$ 174,195
31	C21D362_060_001 Forester Subdivision	\$ 161,830
32	C21D337_060_001 State Street Apartments	\$ 160,658
33	C22B507_060_002 Fisk 75 PPD	\$ 160,321
34	C23K110_060_001 Easement Purchase	\$ 158,727
35	C22D317_060_001 Whitewater Townhomes	\$ 137,937
36	C22D711_060_002 Reutzal Bridge Main Replacement	\$ 134,017
37	C20K502_060_006 Concept Planning and Office La	\$ 133,918
38	C22D315_060_001 Abracadabra Subdivision	\$ 127,712

39	C23D304_060_001	2545 S Fry St	\$	126,763
40	C22D306_060_001	Kingfisher Cove Subdivision	\$	126,510
41	C21D358_060_001	Exchange Street Storage	\$	126,108
42	C22D304_060_001	Mygrant Glass	\$	125,315
43	C22D336_060_001	Southpark Subdivision #3	\$	123,446
44	C23D604_060_002	2023 EFB Mainline Replacement	\$	116,989
45	C22B507_060_004	Veterans 24 PPD	\$	116,910
46	C23C101_060_005	LaGrange Well Pump Replacement	\$	115,441
47	C22B507_060_005	Roosevelt 24 PPD	\$	113,945
48	C23C101_060_008	Settlers Well Pump Replacement	\$	113,674
49	C22C510_060_006	Lower Andy's PRV	\$	109,110
50	C21D333_060_001	Limelight Village	\$	108,373
51	C22D713_060_002	Cory Lane main replacement	\$	105,889
<b>TOTAL</b>			<b>\$</b>	<b>36,518,866</b>

**24. SIGNIFICANT RETIREMENTS FROM THE PLANT ACCOUNT**

**RETIREMENTS (Over \$15,000)**

<b>NO.</b>	<b>DESCRIPTION</b>	<b>BOOK COST</b>
1	C21B504_060_002 CWTP 6 MGD Membrane Replacement	\$ (2,005,879)
2	G - Meters RETIREMENT OF METERS	\$ (390,121)
3	C21E510_060_002 Hillcrest Tank Replacement	\$ (291,878)
4	C22B507_060_003 Bali Hai 300 PPD	\$ (193,774)
5	C20C531_060_001 Redwood Creek Pump and Pipe Replacement	\$ (167,367)
6	C22B505_060_002 CWTP PLC Replacement	\$ (149,360)
7	C21C514_060_002 Ustick Pump Station	\$ (127,276)
8	C23F505_060_001 Domestic Services	\$ (103,567)
9	C22B507_060_002 Fisk 75 PPD	\$ (90,789)
10	C22C101_060_013 Frankin Park Piping	\$ (86,038)
11	CYYG501_060_001 Repl Customer Meters	\$ (47,070)
12	C23D502_060_001 Replace Short Mains & Valves	\$ (46,807)
13	C22C513_060_004 VFD Replacements	\$ (44,743)
14	C22B507_060_004 Veterans 24 PPD	\$ (34,571)
15	C23C101_060_008 Settlers Well Pump Replacement	\$ (29,228)
16	C23C101_060_005 LaGrange Well Pump Replacement	\$ (27,051)
17	C03C504_060_001 CONTROL EQUIPMENT	\$ (26,974)
18	C22B506_060_006 CRWP 500 HP VFD Replacement	\$ (21,906)
19	C22D705_060_002 11th St. main - River to State	\$ (19,779)
20	C23B503_060_006 12 Percent CL2 Dosing Pump	\$ (16,329)
21	C04D003_060_001 BLACKEAGLE TELEMETRY	\$ (16,313)
22	C22D702_060_002 Kootenai Water Main Replacement	\$ (15,666)
<b>TOTAL</b>		<b>\$ (3,952,487)</b>

NAME: Veolia Water Idaho, Inc.

**REVENUE & EXPENSE DETAIL**

For the Year Ended December 31, 2023

ACCT #	DESCRIPTION	AMOUNT	
<b><u>400 REVENUES</u></b>			
1	460 - Unmetered Water revenue		
2	461.1 - Metered Sales - residential	38,266,327	
3	461.2 - Metered Sales - commercial, industrial	16,637,588	
4	462 - Fire Protection Revenue - Private	1,416,561	
5	464 - Other revenue (Difference between pension targets and cash contributions. Per Rate Order # SUZ-W-20-02)	(196,661)	
6	465 - Irrigation Sales revenue	-	
7	466 - Sales for Resale	-	
8	<b>400 Total Revenue (Add Lines 1 - 7)</b>		<b>56,123,816</b>
	(also enter result on Page 4, line 1)		Booked to Acct #:
9	* DEQ Fees Billed separately to customers	316,937	23699000
10	** Hookup or Connection Fees Collected	-	
11	***Commission Approved Surcharges (Franchise Taxes)	1,435,373	23610000
<b><u>401 OPERATING EXPENSES</u></b>			
12	601.1-6 - Labor - Operations & Maintenance	4,091,491	
13	601.7 - Labor - Customer Accounts	1,859,239	
14	601.8 - Labor - Administrative & General	1,751,425	
15	603 - Salaries - Officers & Directors	-	
16	604 - Employee Pensions & Benefits	1,292,570	
17	610 - Purchased Water (Includes leased)	388,398	
18	615-16 - Purchased Power & Fuel for Power	2,549,279	
19	618 - Chemicals	778,652	
20	620.1-6 - Material & Supplies - Operation & Maint	277,115	
21	620.7-8 - Material & Supplies - A&G and Cust Care	24,892	
22	631-34 - Contract Services - Professional	4,351,322	
23	635 - Contract Services - Water Testing	144,549	
24	636 - Contract Services - Other	1,381,696	
25	641-42 - Rentals - Property & Equipment	16,628	
26	650 - Transportation Expense	782,753	
27	656-59 - Insurance (Includes Reserve Adjustment)	168,869	
28	660 - Advertising	224,186	
29	666 - Rate Case Expense (Amortization)	46,828	
30	667 - Regulatory Comm. Exp. (Amortizations)	36,075	
31	670 - Bad Debt Expense (Includes Reserve Provision Adj.)	267,029	
32	675 - Miscellaneous	1,713,368	
33	<b>Total Operating Expenses (less Reg. Comm, Depr, Taxes)</b>		<b>22,146,364</b>
	( Add lines 12 - 32, also enter on Pg 4, line 2)		



Name: Veolia Water Idaho, Inc.

**INCOME STATEMENT**

For Year Ended

December 31, 2023

ACCT #	DESCRIPTION		
1	Revenue (From Page 3, line 8)		<u>56,123,816</u>
2	Operating Expenses (From Page 3, line 33)	<u>22,146,364</u>	
3	403 - Depreciation Expense	<u>10,571,339</u>	
4	406 - Amortization, Utility Plant Acquisition Adj	<u>195,296</u>	
5	407 - Amortization Exp. - Other Utility Plant	<u>-</u>	
6	408.10 - Regulatory Fees	<u>103,816</u>	
7	408.11 - Property Taxes	<u>1,501,019</u>	
8	408.12 - Payroll Taxes	<u>915,934</u>	
9A	408.13 - Other Taxes	<u>(1)</u>	
9B			
9C			
9D			
10	409.10 - Federal Income Taxes	<u>466,382</u>	
11	409.11 - State Income Taxes	<u>140,341</u>	
12	410.10 - Prov for Deferred Income Tax - Federal	<u>2,461,918</u>	
13	410.11 - Prov for Deferred Income Tax - State	<u>17,034</u>	
14	411 - Prov for Deferred Utility Income Tax Credits	<u>-</u>	
15	412 - Investment Tax Credits - Utility	<u>(48,240)</u>	
16	<b>Total Expenses from operations before interest (add lines 2-15)</b>		<u><b>38,471,202</b></u>
17	413 - Income from Utility Plant Leased to Others	<u>-</u>	
18	414 - Gains (Losses) from Disposition of Util Plant	<u>-</u>	
19	<b>Net Operating Income (Add lines 1, 17 &amp; 18 less line 16)</b>		<u><b>- 17,652,614</b></u>
20	415 - Revenues, Mdsing, Jobbing & Contract Work	<u>-</u>	
21	416 - Expenses, Mdsing, Jobbing & Contract Work	<u>-</u>	
22	419 - Interest & Dividend Income Other	<u>-</u>	
23	420 - Allowance for Funds Used During Construction	<u>826,104</u>	
24	421 - Miscellaneous Non-Utility Income	<u>52,523</u>	
25	426 - Miscellaneous Non-Utility Expense (Includes Acct 70700428)	<u>(792,005)</u>	
26	408.20 - Other Taxes, Non-Utility Operations	<u>-</u>	
27	409.20 - Income Taxes, Non-Utility Operations	<u>-</u>	
28	<b>Net Non-Utility Income (Add lines 20,22,23 &amp; 24 less lines 21,25,26, &amp; 27)</b>		<u><b>86,623</b></u>
29	Gross Income (add lines 19 & 28)		<u><b>17,739,237</b></u>
30	427.3 - Interest Expense on Long-Term Debt	<u>-</u>	
31	427.5 - Other Interest Charges (Acct 70700428 included in 426)	<u>6,363,697</u>	
32	<b>NET INCOME (Line 29 less lines 30 &amp; 31) (Also Enter on Pg 9, Line 2)</b>		<u><u><b>11,375,540</b></u></u>

Name: Veolia Water Idaho, Inc.

**ACCOUNT 101 PLANT IN SERVICE DETAIL**

For Year Ended: December 31, 2023

SUB ACCT #	DESCRIPTION	Balance Beginning of Year	Added During Year	Removed During Year	Adjustments During Year	Balance End of Year
1 301	Organization	103,738	-	-	-	103,738
2 302	Franchises and Consents	41,182	-	-	-	41,182
3 303	Land, Land Rights & Water Rights	13,632,593	221,693	-	-	13,854,286
4 304	Structures and Improvements	34,031,096	9,683,756	(60,165)	-	43,654,687
5 305	Reservoirs & Standpipes	44,944	-	-	-	44,944
6 306	Lake, River & Other Intakes	1,518,794	-	-	-	1,518,794
7 307	Wells	9,714,766	84,972	(99,950)	-	9,699,788
8 308	Infiltration Galleries & Tunnels	-	-	-	-	-
9 309	Supply Mains	3,073,139	-	(35,073)	-	3,038,066
10 310	Power Generation Equipment	3,689,123	94,882	-	-	3,784,006
11 311	Power Pumping Equipment	31,755,480	2,886,999	(519,088)	-	34,123,391
12 320	Purification Systems	37,059,153	1,477,805	(2,467,937)	-	36,069,022
13 330	Distribution Reservoirs & Standpipes	20,790,185	3,654,641	(293,457)	-	24,151,368
14 331	Trans. & Distrib. Mains & Accessories	261,968,465	8,106,861	(81,941)	-	269,993,385
15 333	Services	106,658,500	6,725,304	(108,843)	-	113,274,961
16 334	Meters and Meter Installations	18,850,232	1,197,384	(478,387)	-	19,569,230
17 335	Hydrants	15,961,005	1,913,141	-	-	17,874,147
18 336	Backflow Prevention Devices	-	-	-	-	-
19 339	Other Plant & Misc. Equipment	-	-	-	-	-
20 340	Office Furniture and Computer Equipment	1,566,186	19,693	(60,088)	-	1,525,790
21 341	Transportation Equipment	752,697	863,757	(1)	-	1,616,453
22 342	Stores Equipment	216,491	-	-	-	216,491
23 343	Tools, Shop and Garage Equipment	1,680,719	51,246	(62,669)	-	1,669,296
24 344	Laboratory Equipment	58,831	-	(6,109)	-	52,721
25 345	Power Operated Equipment *See note	197,859	989,947	-	-	1,187,806
26 346	Communications Equipment	5,217,971	403,571	(108,069)	-	5,513,473
27 347	Miscellaneous Equipment	176,171	-	(622)	-	175,550
28 348	Other Tangible Property	2,832,510	836,708	(1)	-	3,669,217
29	Rounding Difference	(1)	-	-	-	(1)
30	<b>TOTAL PLANT IN SERVICE</b>	<b>571,591,829</b>	<b>39,212,361</b>	<b>(4,382,401)</b>	<b>-</b>	<b>606,421,789</b>

Enter beginning & end of year totals on Pg 7, Line 1

Name: Veolia Water Idaho, Inc.

**ACCUMULATED DEPRECIATION ACCOUNT 108.1 DETAIL**

For Year Ended: December 31, 2023

SUB ACCT #	DESCRIPTION	Annual Depreciation Rate *			Balance Beginning of Year	Balance End of Year	Increase or (Decrease)
		%					
1 304	Structures and Improvements	2.07%	2.55%	Office Bldg.	11,607,706	11,933,637	325,931
2 305	Reservoirs & Standpipes	1.67%			2,459	3,210	751
3 306	Lake, River & Other Intakes	1.68%			610,715	636,231	25,516
4 307	Wells	1.44%			5,193,021	5,100,914	(92,107)
5 308	Infiltration Galleries & Tunnels	0.00%			14,170	14,170	0
6 309	Supply Mains	1.30%			979,304	983,992	4,688
7 310	Power Generation Equipment	4.25%			1,937,226	2,092,714	155,488
8 311	Electric Pumping Equipment	3.39%			18,314,918	19,152,803	837,885
9 320	Purification Systems	0.26%	1.85%	Filters	24,932,551	23,161,340	(1,771,211)
10 330	Distribution Reservoirs & Standpipes	2.00%			3,819,778	4,041,475	221,697
11 331	Trans. & Distrib. Mains & Accessories	1.43%			78,615,489	82,225,659	3,610,170
12 333	Services	1.32%			37,541,090	38,877,899	1,336,809
13 334	Meters and Meter Installations	5.36%			2,039,189	2,120,939	81,750
14 335	Hydrants	2.47%			3,282,244	4,150,450	868,206
15 336	Backflow Prevention Devices	0.00%			-	-	-
16 339	Other Plant & Misc. Equipment	0.00%			-	-	-
17 340	Office Furniture and Equipment	7.27%	21.58%	20.00%	227,208	309,697	82,489
18 341	Transportation Equipment	10.59%			131,599	273,110	141,511
19 342	Stores Equipment	6.68%			8,570	23,032	14,462
20 343	Tools, Shop and Garage Equipment	6.65%			380,252	503,747	123,495
21 344	Laboratory Equipment	11.30%			21,251	31,271	10,020
22 345	Power Operated Equipment	9.91%			137,306	169,890	32,584
23 346	Communications Equipment	6.32%			1,852,096	2,079,651	227,555
24 347	Miscellaneous Equipment	7.60%			80,052	92,811	12,759
25 348	Other Tangible Property	2.00%	11.14%	Master Plan	152,462	431,837	279,375
26 301	Organization	0.00%			(810)	(810)	-
27 303	Land & Land Rights	0.00%			57,839	57,402	(437)
28 302	Franchise/Consents-Intang Plt	0.00%			11,357	11,357	(0)
29	Cost of Removal / Salvage				-	-	-
30	Rounding				(0)	(2)	(2)
31	<b>TOTALS (Add Lines 1 - 30)</b>				<b>191,949,043</b>	<b>198,478,426</b>	<b>6,529,383</b>

Name: Veolia Water Idaho, Inc.

**BALANCE SHEET**

For Year Ended: December 31, 2023

**ASSETS**

ACCT #	DESCRIPTION	Balance Beginning of Year	Balance End of Year	Increase or (Decrease)
1 101/106	Utility Plant in Service (From Pg 5, Line 30)	571,591,829	606,421,789	34,829,960
2 102	Utility Plant Leased to Others			-
3 103	Plant Held for Future Use			-
4 107/1075	Construction Work in Progress	18,694,448	18,717,382	22,935
5 114	Utility Plant Aquisition Adjustment	11,075,761	11,075,761	-
6	<b>Subtotal (Add Lines 1 - 5)</b>	<b>601,362,038</b>	<b>636,214,933</b>	<b>34,852,895</b>
7 108.1	Accumulated Depreciation (From Pg 6, Line 31)	191,949,043	198,478,426	6,529,383
8 108.2	Accum. Depr.- Utility Plant Lease to Others	-		-
9 108.3	Accum. Depr. - Property Held for Future Use	-		-
10 110.1	Accum. Amort. - Utility Plant In Service	-		-
11 110.2	Accum. Amort.- Utility Plant Lease to Others	-		-
12 115	Accumulated Amortization- Aquisition Adj.	277,673	472,969	195,296
13	<b>Net Utility Plant (Line 6 less lines 7 - 12)</b>	<b>409,135,322</b>	<b>437,263,538</b>	<b>28,128,216</b>
14 123	Investment in Subsidiaries	-		-
15 121	Other Investments (Non-utility Property)	7,554	7,554	-
16	<b>Total Investments (Add lines 14 &amp; 15)</b>	<b>7,554</b>	<b>7,554</b>	<b>-</b>
17 131	Cash	-	-	-
18 135	Short Term Investments			-
19 141	Accts/Notes Receivable - Customers	2,358,654	2,380,178	21,523
20 142	Other Receivables	22,572	16,528	(6,043)
21 146	Receivables from Associated Companies	(1,739,356)	(614,344)	1,125,012
22 151	Materials & Supplies Inventory	1,416,267	1,652,232	235,965
23 162	Prepaid Expenses	166,936	174,448	7,512
24 173	Unbilled (Accrued) Utility Revenue	3,580,751	3,681,302	100,551
25 143	Provision for Uncollectable Accounts	259,925	261,527	1,602
26	<b>Total Current (add lines 17 -24 less line 25)</b>	<b>5,545,900</b>	<b>7,028,818</b>	<b>1,482,918</b>
27 181	Unamortized Debt Discount & Expense	-		-
28 183	Preliminary Survey & Investigation Charges	1,115,129	1,228,951	113,822
29 184	Deferred Rate Case Expenses	184,428	157,022	(27,406)
30 186	Other Deferred Charges	18,552,947	20,414,177	1,861,231
31	<b>Total Assets (Add lines 13, 16 &amp; 26 - 30)</b>	<b>434,541,279</b>	<b>466,100,059</b>	<b>31,558,780</b>

Name: Veolia Water Idaho, Inc.

**BALANCE SHEET**

For Year Ended: December 31, 2023

**LIABILITIES & CAPITAL**

ACCT #	DESCRIPTION	Balance Beginning of Year	Balance End of Year	Increase or (Decrease)
1	201-3 Common Stock	1,261,750	1,261,750	-
2	204-6 Preferred Stock			-
3	207-13 Miscellaneous Capital Accounts	121,411,599	141,628,171	20,216,572
4	214 Appropriated Retained Earnings			-
5	215 Unappropriated Retained Earnings	161,789,527	167,738,106	5,948,579
6	216 Reacquired Capital Stock			-
7	218 Proprietary Capital			-
8	<b>Total Equity Capital (Add Lines 1-5+7 less line 6)</b>	<b>284,462,876</b>	<b>310,628,027</b>	<b>26,165,151</b>
9	221-2 Bonds	-	-	-
10	223 Advances from Associated Companies	-	-	-
11	224 Other Long- Term Debt	-	-	-
12	231 Accounts Payable	9,622,649	8,163,923	(1,458,726)
13	232 Notes Payable	-	-	-
14	233 Accounts Payable - Associated Companies	8,221	7,980	(241)
15	235 Customer Deposits (Refundable)	191	-	(191)
16	236.11 Accrued Other Taxes Payable	940,233	851,952	(88,281)
17	236.12 Accrued Income Taxes Payable	1,434,368	557,676	(876,693)
18	236.2 Accrued Taxes - Non-Utility	-	-	-
19	237-40 Accrued Debt, Interest & Dividends Payable	2	-	(2)
20	241 Misc. Current & Accrued Liabilities	3,112,841	2,673,891	(438,950)
21	251 Unamortized Debt Premium	-	-	-
22	252 Advances for Construction	3,835,654	3,790,141	(45,513)
23	253 Other Deferred Liabilities	5,279,795	4,214,689	(1,065,107)
24	255.1 Accumulated Investment Tax Credits - Utility	422,674	374,434	(48,240)
25	255.2 Accum. Investment Tax Credits - Non-Utility	-	-	-
26	261-5 Operating Reserves (Pension & Benefits)	3,540,650	3,637,486	96,836
27	271 Contributions in Aid of Construction	164,638,929	173,155,682	8,516,753
28	272 Accum. Amort. of Contrib. in Aid of Const. **	(49,733,409)	(52,287,455)	(2,554,046)
29	281-3 Accumulated Deferred Income Taxes	6,975,606	10,331,635	3,356,029
30	<b>Total Liabilities (Add lines 9 - 29)</b>	<b>150,078,404</b>	<b>155,472,032</b>	<b>5,393,629</b>
31	<b>TOTAL LIAB &amp; CAPITAL (Add lines 8 &amp; 30)</b>	<b>434,541,279</b>	<b>466,100,059</b>	<b>31,558,780</b>

\*\* Only if Commission Approved

Name: Veolia Water Idaho, Inc.

**STATEMENT OF RETAINED EARNINGS**

For Year Ended: December 31, 2023

1 Retained Earnings Balance @ Beginning of Year	161,789,525
2 Amount Added from Current Year Income (From Pg 4, Line 32)	<u>11,375,540</u>
3 Other (Credits) / Debits to Account	<u>-</u>
4 Dividends Paid or Appropriated	<u>(5,426,960)</u>
5 Other Distributions of Retained Earnings	<u>-</u>
6 Retained Earnings Balance @ End of Year	<u><u>167,738,105</u></u>

**CAPITAL STOCK DETAIL**

7 Description (Class, Par Value etc.)	No. Shares Authorized	No. Shares Outstanding	Dividends Paid
Common Stock, \$50.00 Par Value	50,000	25,235	\$ 5,426,960

**DETAIL OF LONG-TERM DEBT**

8 Description	Interest Rate	Year-end Balance	Interest Paid	Interest Accrued
None - Held by Parent (Veolia Water Resources Inc.)				



SITE NO.	PUMP DESIGNATION	RATED CAPACITY (GPM)	ANNUAL PROD (1000 GAL)	TYPE OF TREATMENT	Notes	WATER SUPPLY SOURCE
1	16TH ST	800	13,080	NaOCl (12 to 15%), PO4		Ground Water
2	27TH ST	350	52,993	NaOCl (12 to 15%)		Ground Water
3	AMITY	700	167,270	NaOCl <1%, PO4		Ground Water
4	ARCTIC	700	-	NaOCl (12 to 15%), PO4	Out of Service in 2023	Ground Water
5	BALI HAI	1,500	254,360	Green Sand, NaOCl <1%		Ground Water
6	BEACON	600	37,849	NaOCl (12 to 15%)		Ground Water
7	BERGESON	700	34,101	NaOCl (12 to 15%)		Ground Water
8	BETHEL	2,500	467,418	NaOCl <1%		Ground Water
9	BIF	250	42,119	NaOCl (12 to 15%), PO4		Ground Water
10	BROADWAY	1,000	352,973	NaOCl <1%		Ground Water
11	BROOK HOLLOW	850	33,169	NaOCl (12 to 15%), PO4		Ground Water
12	BYRD	NA	-	NaOCl (12 to 15%)	Out of Service in 2023	Ground Water
13	CASSIA 1	900	80,869	NaOCl <1%, PO4		Ground Water
14	CASSIA 2	800	41,396	NaOCl <1%		Ground Water
15	CENTENNIAL	750	104,707	NaOCl (12 to 15%)		Ground Water
16	CHAMBERLAIN 1	250	9,017	NaOCl (12 to 15%), PO4		Ground Water
17	CHAMBERLAIN 2	600	80,564	NaOCl (12 to 15%)		Ground Water
18	CLIFFSIDE	800	110,664	NaOCl (12 to 15%)		Ground Water
19	CLINTON	1,300	132,918	NaOCl (12 to 15%), PO4		Ground Water
20	COLE	700	28,185	NaOCl (12 to 15%) & ASR		Ground Water
21	COUNTRY CLUB	800	116,084	NaOCl (12 to 15%)		Ground Water
22	COUNTRY SQUARE	1,100	248,468	NaOCl (12 to 15%)		Ground Water
23	COUNTRYMAN	500	-	NaOCl (12 to 15%)	Out of Service in 2023	Ground Water
24	DURHAM	200	46,074	NaOCl (12 to 15%)		Ground Water
25	EAGLE WELL 1 ***		-		Not In Service	Ground Water
26	EAGLE WELL 2 ***		-		Not In Service	Ground Water
27	EAGLE WELL 3 ***		-		Not In Service	Ground Water
28	EAGLE WELL 4 ***	1,800	449,705	NaOCl (12 to 15%)		Ground Water
29	EAGLE WELL 6 ***	2,500	8,882	NaOCl (12 to 15%)		Ground Water
30	EAGLE WELL 7 ***	1,400	360,884	NaOCl (12 to 15%)		Ground Water
31	EAGLE WELL 8 ***	2,075	73,149	NaOCl (12 to 15%)		Ground Water
32	EDGEVIEW	800	12,125	NaOCl (12 to 15%)		Ground Water
33	FISK	1,900	406,620	NaOCl <1% GAC		Ground Water
34	FIVE MILE 12	500	15,902	NaOCl (12 to 15%)		Ground Water
35	FLOATING FEATHER	3,000	522,792	NaOCl <1%		Ground Water
36	FOX TAIL	1,000	30,685	NaOCl (12 to 15%), PO4		Ground Water
37	FRANKLIN PARK	1,200	395,474	NaOCl <1%		Ground Water
38	FRONTIER 1	1,750	50,769	NaOCl (12 to 15%), ASR		Ground Water
39	GODDARD 1	1,300	174,120	NaOCl <1%		Ground Water
40	HIDDEN VALLEY 1	950	249,928	NaOCl (12 to 15%)		Ground Water
41	HIDDEN VALLEY 2	750	51,362	NaOCl (12 to 15%)		Ground Water
42	HILLCREST	750	219,521	NaOCl <1%		Ground Water
43	HILTON	1,400	324,984	Green Sand, NaOCl <1%		Ground Water
44	HP	1,100	391,177	NaOCl <1%		Ground Water
45	HUMMEL	600	-	NaOCl (12 to 15%), PO4	Out of Service in 2023	Ground Water
46	IDAHO	375	-	NaOCl (12 to 15%), PO4	Out of Service in 2023	Ground Water
47	ISLAND WOODS 1	800	109,701	NaOCl (12 to 15%)		Ground Water



SITE NO.	PUMP DESIGNATION	RATED CAPACITY (GPM)	ANNUAL PROD (1000 GAL)	TYPE OF TREATMENT	Notes	WATER SUPPLY SOURCE
48	ISLAND WOODS 2	800	29,814	NaOCl (12 to 15%)		Ground Water
49	JR FLAT	450	85,468	NaOCl (12 to 15%)		Ground Water
50	KIRKWOOD	300	149,944	NaOCl (12 to 15%)		Ground Water
51	LA GRANGE	1,350	227,596	NaOCl (12 to 15%)		Ground Water
52	LICORICE	190	30,554	NaOCl (12 to 15%)		Ground Water
53	LOGGER	750	134,489	NaOCl <1%		Ground Water
54	LONGMEADOW	250	-	NaOCl (12 to 15%)	Out of Service in 2023	Ground Water
55	MAC	1,200	104,852	NaOCl (12 to 15%), PO4		Ground Water
56	MAPLE HILL	1,800	353,619	Green Sand, NaOCl <1%		Ground Water
57	MAPLE HILL 2	500	13,513	NaOCl <1% ASR		Ground Water
58	MARKET	700	33,788	NaOCl (12 to 15%) & ASR		Ground Water
59	MCMILLAN	800	199,397	NaOCl (12 to 15%)		Ground Water
60	OVERLAND	1,000	114,137	NaOCl <1%, PO4		Ground Water
61	PARADISE	500	110,089	NaOCl (12 to 15%)		Ground Water
62	PIONEER	1,200	244,277	NaOCl <1%		Ground Water
63	PLEASANT VALLEY	1,800	796,812	NaOCl <1%		Ground Water
64	RAPTOR	1,000	100,375	NaOCl (12 to 15%)		Ground Water
65	REDWOOD CREEK 1	1,800	417,211	NaOCl (12 to 15%)		Ground Water
66	RIVER RUN	900	13,676	NaOCl (12 to 15%)		Ground Water
67	ROOSEVELT 1	700	20,690	NaOCl (12 to 15%), PO4		Ground Water
68	ROOSEVELT 3	545	212,796	NaOCl (12 to 15%), PO4		Ground Water
69	SETTLERS	1,000	20,851	NaOCl (12 to 15%) & ASR		Ground Water
70	SPURWING	2,000	3	NaOCl (12 to 15%)	Fire Standby	Ground Water
71	SUNSET WEST	2,000	764,922	NaOCl <1%		Ground Water
72	SWIFT 1	1,100	25,849	Iron and Manganese Removal, NaOCl <1%		Ground Water
73	SWIFT 2	900	40,627	Iron and Manganese Removal, NaOCl <1%		Ground Water
74	TAGGART 1	300	143,757	Iron and Manganese Removal, NaOCl <1%		Ground Water
75	TAGGART 2	750	181,453	Iron and Manganese Removal, NaOCl <1%		Ground Water
76	TEN MILE	1,000	398,615	NaOCl <1%		Ground Water
77	TERTELING	600	15,169	NaOCl (12 to 15%)		Ground Water
78	VETERANS	740	180,048	NaOCl <1%		Ground Water
79	VICTORY	600	212,676	NaOCl <1%		Ground Water
80	VISTA	450	146,887	NaOCl (12 to 15%), PO4		Ground Water
81	WARM SPRINGS 2	450	-	NaOCl (12 to 15%)	Out of service in 2023	Ground Water
82	WARM SPRINGS 3	600	30,286	NaOCl (12 to 15%)		Ground Water
83	WESTMORELAND	350	30,622	NaOCl (12 to 15%)		Ground Water
84	WILLOW LANE 1	500	-	NaOCl (12 to 15%), PO4	Out of service in 2023	Ground Water
85	WILLOW LANE 2	370	19,845	NaOCl (12 to 15%)		Ground Water
86	WILLOW LANE 3	300	22,241	NaOCl (12 to 15%)		Ground Water
1	Columbia WTP	6,944	1,096,363	Membrane Filtration, NaOCl <1%		Surface Water
2	Marden WTP	12,700	3,204,225	Conventional Filtration, NaOCl <1%		Surface Water
			<b>16,229,593</b>			

Asterisk facilities added this year

SITE NO.	STORAGE DESIGNATION	RESERVOIR STORAGE CAPACITY (1,000 GALLONS)	AVAILABLE CAPACITY (1,000 GALLONS)	TYPE Elevated Boosted Both	CONSTRUCTION Concrete, Steel, Wood
1	Aeronca Tank	150	140	Boosted	Steel
2	Arrowhead Tank	445	444	Elevated	Concrete
3	Arrowhead1 Clearwell	30	29	Both	Concrete
4	Arrowhead2 Clearwell	30	29	Both	Concrete
5	Barber Tank	2,000	2,000	Both	Steel
6	Bogus Tank	360	350	Both	Concrete
7	Boulder Tank	630	600	Both	Concrete
8	Briarhill Tank	250	250	Both	Concrete
9	Broken Horn Tank	662	657	Elevated	Steel
10	Claremont Tank 1	90	90	Elevated	Concrete
11	Claremont Tank 2	192	192	Elevated	Concrete
12	Columbia Tank	3,000	1,500	Elevated	Steel
13	Columbia WTP	1,500	1,200	Both	Steel
14	Columbia WTP Clear Well	1,070	395	Both	Concrete
15	Crestline Tank	300	300	Both	Steel
16	Federal Tank	2,000	2,000	Boosted	Steel
17	Five Mile Tank	2,400	2,121	Boosted	Steel
18	Good Street Tank	3,000	3,000	Both	Steel
19	Gowen Tank	2,000	2,000	Both	Steel
20	Harris Ranch North	356	356	Elevated	Steel
21	Harris Ranch Tank	360	360	Elevated	Concrete
22	Harvard Tank	150	150	Boosted	Steel
23	Hidden Hollow Tank	2,000	2,000	Both	Steel
24	Hidden Springs Tank	347	347	Elevated	Steel
25	Hidden Springs Tank #2	619	619	Both	Steel
26	Hillcrest Tank	2,000	2,000	Boosted	Steel
27	Hulls Gulch Tank	6,000	6,000	Both	Steel
28	Marden WTP Clearwell	900	450	Boosted	Concrete
29	North Mountain Tank	300	300	Elevated	Steel
30	Old Pen Tank	320	320	Elevated	Concrete
31	Quail Ridge Tank	326	325	Elevated	Concrete
32	Steelhead Tank	3,000	2,900	Boosted	Steel
33	Sunset Peak	1,000	1,000	Elevated	Concrete
34	Table Rock Tank	68	65	Elevated	Concrete
35	Toluka Tank	92	90	Both	Steel
36	Upper Danmor Tank	750	750	Both	Concrete
37	Ustick Tank	2,000	1,900	Boosted	Steel
38	Whistle Pig Tank	2,750	2,750	Elevated	Concrete
		<b>43,447</b>	<b>39,979</b>		

Asterisk facilities added this year \*\*\*

Name: Veolia Water Idaho, Inc.

**SYSTEM ENGINEERING DATA  
(continued)**

For Year Ended: December 31, 2023

4 Pump information for ALL system pumps, including wells and boosters.

Designation or Location & Type of Pump**	Horse Power	Rated Capacity (gpm)	Discharge Pressure (psi)	Energy Used This Year
See attached Pumps & Boosters				

**\*\* Submit pump curves unless previously provided or unavailable. Asterisk facilities added this year.  
Attach additional sheets if inadequate space is available on this page.**

**Gross (in Million Gal.)**

5 If Wells are metered:

What was the total amount pumped this year?	<u>16,230</u>
What was the total amount pumped during peak month?	<u>2,711</u>
What was the total amount pumped on the peak day?	<u>95</u>

6 If customers are metered, what was the total amount sold in peak month? 2,651

7 Was your system designed to supply fire flows? Yes  
**If Yes:** What is the current system rating? ISO-2 (City of Boise) - ISO-3 (Other Areas Served)

8 How many times were meters read this year? 6 or 12  
 During which months? Monthly billed customer meters are read every month. Bi-monthly billed customer meters are read every other month with one cycle read on even months, and the other set read on odd months.

9 How many additional customers could be served with no system improvements except a service line and meter? 12,500  
 How many of those potential additions are vacant lots? 500

10 Are backbone plant additions anticipated during the coming year? Yes  
**If Yes, attach an explanation of projects and anticipated costs**

- 2022 - 2024 Sage Acres Booster Pump Improvements - \$1,300,00
- 2023 - 2024 La Grange Well Building Replacement - \$940,000
- 2024 - 2027 PFAS Treatment Projects - Investigation Underway, Unknown costs at this time
- 2022 - 2025 Old Penitentiary Booster \$875,000

11 In what year do you anticipate that the system capacity (supply, storage or distribution) will have to be expanded? 2024

- 2024 - 2026 Columbia Ridge Second Tank - \$8,400,000
- 2024 - 2025 Island Woods Connection \$1,600,000
- 2024 - 2026 New tank in Central First - \$6,600,000
- 2023 - 2024 Five Mile Main - Seneca to Sandpiper - \$3,700,000
- 2022 - 2025 Sherman Oaks Well - \$3,000,000
- 2023 - 2027 Central First bench New Well - \$3,000,000
- 2023 - 2025 New TableRock Tank - \$1,805,000
- 2024 - 2026 Toluka Tank Replacement - \$2,050,000

SITE #	TYPE	LOCATION	PUMP TYPE	HP	RATED GPM	DPSI	KWH USED	PRODUCTION (1,000 Gallons)	Treatment
1	WELLPUMP	16th Street Well Pump	DWVerticalTurbine	100	800	72	39,754	13,080	NaOCl (12 to 15%), PO4
2	WELLPUMP	27th Street Well Pump	Submersible	60	350	65	126,191	52,993	NaOCl (12 to 15%)
3	WELLPUMP	Amity Well Pump VSP	DWVerticalTurbine	150	1,000	87	302,000	167,270	NaOCl <1%, PO4
4	WELLPUMP	Arctic Well Pump	DWVerticalTurbine	100	700	80	53,200	-	NaOCl (12 to 15%), PO4
5	WELLPUMP	Bali Hai Well Pump VSP	DWVerticalTurbine	250	1,500	80	466,640	254,360	Green Sand, NaOCl <1%
6	WELLPUMP	Beacon Well Pump	DWVerticalTurbine	75	600	65	84,612	37,849	NaOCl (12 to 15%)
7	WELLPUMP	Bergeson Well Pump	Submersible	100	700	62	76,680	34,101	NaOCl (12 to 15%)
8	WELLPUMP	Bethel Well Pump VSP	DWVerticalTurbine	200	2,500	60	500,600	467,418	NaOCl <1%
9	WELLPUMP	BIF Well Pump	Submersible	40	250	57	125,796	42,119	NaOCl (12 to 15%), PO4
10	WELLPUMP	Broadway Well Pump	DWVerticalTurbine	150	1,000	55	505,200	352,973	NaOCl <1%
11	WELLPUMP	Brookhollow Well Pump	DWVerticalTurbine	75	850	60	57,833	33,169	NaOCl (12 to 15%), PO4
12	WELLPUMP	Cassia 1 Well Pump	DWVerticalTurbine	100	900	60	202,760	80,869	NaOCl <1%, PO4
13	WELLPUMP	Cassia 2 Well Pump VSP	DWVerticalTurbine	125	800	60	-	41,396	NaOCl <1%
14	WELLPUMP	Centennial Well Pump	DWVerticalTurbine	100	750	57	189,240	104,707	NaOCl <1%
15	WELLPUMP	Central Park Well Pump	RETIRED IN 2017				2,854	-	
16	WELLPUMP	Chamberlain 1 Well Pump	DWVerticalTurbine	50	250	70	116,600	9,017	NaOCl (12 to 15%), PO4
17	WELLPUMP	Chamberlain 2 Well Pump	DWVerticalTurbine	30	380	70	-	80,564	NaOCl (12 to 15%)
18	WELLPUMP	Cliffside Well Pump VSP	DWVerticalTurbine	50	500	60	126,221	110,664	NaOCl (12 to 15%)
19	WELLPUMP	Clinton Well Pump	DWVerticalTurbine	125	1,300	59	199,240	132,918	NaOCl (12 to 15%), PO4
20	WELLPUMP	Cole Well Pump	DWVerticalTurbine	100	700	70	52,280	28,185	NaOCl (12 to 15%) & ASR
21	WELLPUMP	Country Club Well Pump	DWVerticalTurbine	125	800	46	200,480	116,084	NaOCl (12 to 15%)
22	WELLPUMP	Country Square Well Pump VSP	DWVerticalTurbine	125	1,100	58	450,200	248,468	NaOCl (12 to 15%)
23	WELLPUMP	Countryman Well Pump	DWVerticalTurbine	50	500	65	6,668	-	NaOCl (12 to 15%)
24	WELLPUMP	Durham Well Pump	Submersible	15	200	62	57,805	46,074	NaOCl (12 to 15%)
25	WELLPUMP	Eagle Well 1 (not in service) ***					2,746	-	
26	WELLPUMP	Eagle Well 2 (not in service) ***					969	-	
27	WELLPUMP	Eagle Well 3 (not in service) ***					-	-	
28	WELLPUMP	Eagle Well 4 ***	DWVerticalTurbine	300	1,800	80	704,480	449,705	NaOCl (12 to 15%)
29	WELLPUMP	Eagle Well 6 ***	DWVerticalTurbine	250	2,500	52	34,620	8,882	NaOCl (12 to 15%)
30	WELLPUMP	Eagle Well 7 ***	DWVerticalTurbine	200	1,400	93	670,320	360,884	NaOCl (12 to 15%)
31	WELLPUMP	Eagle Well 8 ***	DWVerticalTurbine	250	2,075	95	89,040	73,149	NaOCl (12 to 15%)
32	WELLPUMP	Edgeview Well VSP	Submersible	75	800	60	23,120	12,125	NaOCl (12 to 15%)
33	WELLPUMP	Fisk Well Pump VSP	DWVerticalTurbine	200	1,900	59	700,640	406,620	NaOCl <1%
34	WELLPUMP	Five Mile 12 Well Pump	DWVerticalTurbine	50	600	55	25,320	15,902	NaOCl (12 to 15%)
35	WELLPUMP	Floating Feather Well VSP	DWVerticalTurbine	450	3,000	63	922,640	522,792	NaOCl <1%
36	WELLPUMP	Foxtail Well Pump VSP	DWVerticalTurbine	125	1,000	80	54,080	30,685	NaOCl (12 to 15%), PO4
37	WELLPUMP	Franklin Park Well Pump	DWVerticalTurbine	125	1,200	60	490,240	395,474	NaOCl <1%
38	WELLPUMP	Frontier Well Pump VSP	DWVerticalTurbine	150	1,750	58	71,160	50,769	NaOCl (12 to 15%), PO4 & ASR
39	WELLPUMP	Goddard Well Pump	DWVerticalTurbine	150	1,300	54	390,580	174,120	NaOCl <1%
40	WELLPUMP	Hidden Valley 1 Well VSP	DWVerticalTurbine	150	950	68	423,000	249,928	NaOCl (12 to 15%)
41	WELLPUMP	Hidden Valley 2 Well VSP	DWVerticalTurbine	100	750	70	126,160	51,362	NaOCl (12 to 15%)
42	WELLPUMP	Hillcrest Well Pump	DWVerticalTurbine	100	750	32	570,400	219,521	NaOCl <1%
43	WELLPUMP	Hilton Well VSP	DWVerticalTurbine	200	1,400	58	599,960	324,984	Green Sand, NaOCl <1%
44	WELLPUMP	HP Well VSP	DWVerticalTurbine	150	1,100	70	646,200	391,177	NaOCl <1%
45	WELLPUMP	Hummel Well Pump	RETIRED IN 2020	75	600	66	2,583	-	NaOCl (12 to 15%), PO4
46	WELLPUMP	Idaho Well Pump	DWVerticalTurbine	50	375	68	1,320	-	NaOCl (12 to 15%), PO4
47	WELLPUMP	Island Wood 1 Well Pump VSP	Submersible	15	150	69	42,301	109,701	NaOCl (12 to 15%)
48	WELLPUMP	Island Wood 2 Well Pump VSP	Submersible	75	800	66	135,441	29,814	NaOCl (12 to 15%)
49	WELLPUMP	JR Flat Well Pump	Submersible	100	450	71	227,680	85,468	NaOCl (12 to 15%)
50	WELLPUMP	Kirkwood Well Pump	DWVerticalTurbine	40	300	66	207,851	149,944	NaOCl (12 to 15%)
51	WELLPUMP	La Grange Well Pump	DWVerticalTurbine	150	1,350	60	332,840	227,596	NaOCl (12 to 15%)
52	WELLPUMP	Licorice Well Pump	Submersible	15	190	62	59,491	30,554	NaOCl (12 to 15%)
53	WELLPUMP	Logger Well Pump	DWVerticalTurbine	150	700	67	342,440	134,489	NaOCl <1%
54	WELLPUMP	Longmeadow Well Pump	DWVerticalTurbine	50	250	50	4,720	-	NaOCl (12 to 15%)
55	WELLPUMP	MAC Well Pump	DWVerticalTurbine	150	1,200	79	186,320	104,852	NaOCl (12 to 15%), PO4
56	WELLPUMP	Maple Hill 1 Well Pump VSP	DWVerticalTurbine	200	1,800	70	597,360	353,619	Green Sand, NaOCl <1%
57	WELLPUMP	Maple Hill 2 Well Pump VSP	DWVerticalTurbine	60	500	70	-	13,513	NaOCl <1% ASR
58	WELLPUMP	Market Well Pump	DWVerticalTurbine	125	700	69	88,960	33,788	NaOCl (12 to 15%) & ASR
59	WELLPUMP	McMillan Well Pump	DWVerticalTurbine	100	800	80	334,280	199,397	NaOCl (12 to 15%)
60	WELLPUMP	Overland Well Pump	DWVerticalTurbine	100	1,000	69	256,823	114,137	NaOCl (12 to 15%)
61	WELLPUMP	Paradise Well Pump	Submersible	40	500	65	253,657	110,089	NaOCl (12 to 15%)
62	WELLPUMP	Pioneer Well Pump	DWVerticalTurbine	300	1,200	65	1,042,000	244,277	NaOCl <1%
63	WELLPUMP	Pleasant Valley Well Pump	DWVerticalTurbine	500	1,800	67	2,890,560	796,812	NaOCl <1%
64	WELLPUMP	Raptor Well Pump	DWVerticalTurbine	300	1,000	87	369,080	100,375	NaOCl (12 to 15%)
65	WELLPUMP	Redwood Creek Well Pump VSP	Submersible	200	1,800	65	590,160	417,211	NaOCl (12 to 15%)
66	WELLPUMP	River Run Well VSP	Submersible	100	900	65	31,200	13,676	NaOCl (12 to 15%)



SITE #	TYPE	LOCATION	PUMP TYPE	HP	RATED GPM	DPSI	KWH USED	PRODUCTION (1,000 Gallons)	Treatment
15	BOOSTER	Bluffs Booster #2 - RETIRED	End Suc Centrifugal	25	500	75			
16	BOOSTER	Bluffs Booster #3 - RETIRED	End Suc Centrifugal	25	500	75			
17	BOOSTER	Boise Avenue Pump VSP	End Suc Centrifugal	30	1,000	72	14,769		
18	BOOSTER	Boulder Booster #1 VSP	End Suc Centrifugal	20	280	80	134,776		
19	BOOSTER	Boulder Booster #2	End Suc Centrifugal	20	280	80			
20	BOOSTER	Boulder Booster #3 VSP	End Suc Centrifugal	40	1,500	30			
21	BOOSTER	Boulder Booster #4 VSP	SSVerticleTurbine	40	1,500	30			
22	BOOSTER	Braemere Booster #1 VSP	SSVerticleTurbine	75	1,000	83	145,920		
23	BOOSTER	Braemere Booster #2 VSP	SSVerticleTurbine	75	1,000	83			
24	BOOSTER	Braemere Booster #3 VSP	SSVerticleTurbine	40	500	83			
25	BOOSTER	Braemere Booster #4 VSP	SSVerticleTurbine	20	250	83			
26	BOOSTER	Briarhill Booster #1 VSP	End Suc Centrifugal	75	900	150	152,536		
27	BOOSTER	Briarhill Booster #2 VSP	End Suc Centrifugal	75	900	150			
28	BOOSTER	Briarhill Booster #3 VSP	End Suc Centrifugal	75	900	150			
29	BOOSTER	Broken Horn Booster #1 VSP	SSVerticleTurbine	125	1,000	165	160,240		
30	BOOSTER	Broken Horn Booster #2 VSP	SSVerticleTurbine	125	1,000	165			
31	BOOSTER	Broken Horn Booster #3 VSP	SSVerticleTurbine	125	1,000	165			
32	BOOSTER	Broken Horn Booster	CONTROL BLDG	NA	NA	NA			
33	BOOSTER	Brumback Booster #1 VSP	End Suc Centrifugal	100	600	150	183,320		
34	BOOSTER	Brumback Booster #2 VSP	End Suc Centrifugal	100	600	150			
35	BOOSTER	Cartwright Booster #1 VSP	End Suc Centrifugal	60	325	170	130,860		
36	BOOSTER	Cartwright Booster #2 VSP	End Suc Centrifugal	60	325	170			
37	BOOSTER	Council Springs Booster #1 VSP	SSVerticleTurbine	60	465	165	63,950		
38	BOOSTER	Council Springs Booster #2 VSP	SSVerticleTurbine	60	465	165			
39	BOOSTER	Crestline Booster #1	End Suc Centrifugal	40	420	90	68,978		
40	BOOSTER	Crestline Booster #2	End Suc Centrifugal	40	420	90			
41	BOOSTER	Eagle Sage Acres Booster #1 ***	End Suc Centrifugal	100	2,000	100	58,863		
42	BOOSTER	Eagle Sage Acres Booster #2 ***	End Suc Centrifugal	25	400	105			
43	BOOSTER	Eagle Yard Booster #1 ***	End Suc Centrifugal	100	2,550	95	429,040		
44	BOOSTER	Eagle Yard Booster #2 ***	End Suc Centrifugal	60	2,100	100			
45	BOOSTER	Federal Booster #1	In-line Centrifugal	100	1,500	60	137,400		
46	BOOSTER	Federal Booster #2 VSP	In-line Centrifugal	100	1,500	60			
47	BOOSTER	Five Mile Booster VSP 1	SSVerticleTurbine	40	500	78	98,640		
48	BOOSTER	Five Mile Booster VSP 2	SSVerticleTurbine	100	1,500	78			
49	BOOSTER	Five Mile Booster 3	SSVerticleTurbine	100	1,500	78			
50	BOOSTER	Good Street Booster #1 VSP	SSVerticleTurbine	100	4,500	25	141,080		
51	BOOSTER	Good Street Booster #2	SSVerticleTurbine	125	2,500	75			
52	BOOSTER	Good Street Booster #3	SSVerticleTurbine	125	2,500	75			
53	BOOSTER	Good Street Booster #4 VSP	SSVerticleTurbine	40	700	75			
54	BOOSTER	Gowen Booster VSP 1	End Suc Centrifugal	40	1,000	66	13,728		
55	BOOSTER	Gowen Booster VSP 2	End Suc Centrifugal	50	1,500	66			
56	BOOSTER	Gowen Booster VSP 3	End Suc Centrifugal	25	340	66			
57	BOOSTER	Harris Ranch Booster #1	End Suc Centrifugal	10	300	65	29,592		
58	BOOSTER	Harris Ranch Booster #2	End Suc Centrifugal	30	700	65			
59	BOOSTER	Harris Ranch Booster #3	End Suc Centrifugal	30	700	65			
60	BOOSTER	Harvard Booster Pump 1	End Suc Centrifugal	20	350	85	13,467		
61	BOOSTER	Harvard Booster Pump 2	End Suc Centrifugal	20	350	85			
62	BOOSTER	Hidden Hollow 1 Pump	SSVerticleTurbine	200	1,000	220	808,000		
63	BOOSTER	Hidden Hollow 2 Pump	SSVerticleTurbine	200	1,000	220			
64	BOOSTER	Hidden Hollow 3 Pump VSP	SSVerticleTurbine	200	1,000	220			
65	BOOSTER	Highland View #1 VSP	End Suc Centrifugal	40	600	67	800		Out of Service
66	BOOSTER	Highland View #2 VSP	End Suc Centrifugal	40	600	67			Out of Service
67	BOOSTER	Highland View #3	End Suc Centrifugal	100	1,200	67			Out of Service
68	BOOSTER	Hillcrest Booster VSP 1	SSVerticleTurbine	75	1,500	65	In Hillcrest Well		
69	BOOSTER	Hillcrest Booster VSP 2	SSVerticleTurbine	125	3,000	52			
70	BOOSTER	Hillcrest Booster VSP 3	SSVerticleTurbine	125	3,000	52			
71	BOOSTER	Hillcrest Booster VSP 4	SSVerticleTurbine	125	3,000	52			
72	BOOSTER	Hillsboro Booster #1	SSVerticleTurbine	50	600	104	70,920		
73	BOOSTER	Hillsboro Booster #2 VSP	SSVerticleTurbine	75	900	104			
74	BOOSTER	Hillsboro Booster #3 VSP	End Suc Centrifugal	20	300	104			
75	BOOSTER	Hilo Booster VSP	End Suc Centrifugal	50	800	105	3,648		
76	BOOSTER	Hulls Gulch #1	SSVerticleTurbine	125	900	178	551,680		
77	BOOSTER	Hulls Gulch #2	SSVerticleTurbine	125	900	178			
78	BOOSTER	Hulls Gulch #3	SSVerticleTurbine	125	900	178			
79	BOOSTER	Lower Danmor Booster #1 VSP	End Suc Centrifugal	75	900	135	268,960		
80	BOOSTER	Lower Danmor Booster #2 VSP	End Suc Centrifugal	75	900	135			

SITE #	TYPE	LOCATION	PUMP TYPE	HP	RATED GPM	DPSI	KWH USED	PRODUCTION (1,000 Gallons)	Treatment
81	BOOSTER	Lower Danmor Booster #3 VSP	End Suc Centrifugal	75	900	135			
82	BOOSTER	Micron Booster VSP 1	End Suc Centrifugal	50	900	105	1,622		
83	BOOSTER	Micron Booster 2	End Suc Centrifugal	20	340	105			
84	BOOSTER	Micron Booster 3	End Suc Centrifugal	75	1,700	105			
85	BOOSTER	North Mountain #1	End Suc Centrifugal	15	250	88	24,599		
86	BOOSTER	North Mountain #2	End Suc Centrifugal	25	600	88			
87	BOOSTER	Old Pen Booster	End Suc Centrifugal	15	300	70	836		
88	BOOSTER	Quail Booster #1 VSP	SSVerticleTurbine	100	800	151	151,664		
89	BOOSTER	Quail Booster #2 VSP	SSVerticleTurbine	100	800	151			
90	BOOSTER	Roger Heights 1 VSP	End Suc Centrifugal	75	3,000	45	171,520		
91	BOOSTER	Roger Heights 2 Pump	End Suc Centrifugal	75	3,000	45			
92	BOOSTER	Roger Heights 3 Pump	End Suc Centrifugal	75	3,000	45			
93	BOOSTER	Somerset Booster 1	End Suc Centrifugal	25	200	166	In Roger Hts Bstr		
94	BOOSTER	Somerset Booster 2	End Suc Centrifugal	100	1,000	166			
95	BOOSTER	Steelhead Booster #1	End Suc Centrifugal	25	500	60	129,240		
96	BOOSTER	Steelhead Booster #2 VSP	End Suc Centrifugal	60	1,500	60			
97	BOOSTER	Steelhead Booster #3	End Suc Centrifugal	100	2,500	60			
98	BOOSTER	Sunview Booster	End Suc Centrifugal	60	750	101	21,553		
99	BOOSTER	Technology Booster VSP	SSVerticleTurbine	40	800	83	76,433		
100	BOOSTER	Toluka Booster #1 VSP	End Suc Centrifugal	50	500	81	145,680		
101	BOOSTER	Toluka Booster #2 VSP	End Suc Centrifugal	50	500	81			
102	BOOSTER	Toluka Booster #3 VSP	End Suc Centrifugal	100	1,200	81			
103	BOOSTER	Upper Danmor Booster #1	In-line Centrifugal	50	300	104	180,800		
104	BOOSTER	Upper Danmor Booster #2	In-line Centrifugal	50	300	104			
105	BOOSTER	Upper Danmor Booster #3 VSP	End Suc Centrifugal	150	1,200	104			
106	BOOSTER	Ustick Booster #1	End Suc Centrifugal	200	3,500	65	78,840		
107	BOOSTER	Ustick Booster #2	End Suc Centrifugal	200	3,500	65			
108	BOOSTER	Ustick Booster #3 VSP	End Suc Centrifugal	100	1,500	75			
109	BOOSTER	Warm Springs Booster #1 VSP	End Suc Centrifugal	100	600	155	168,000		
110	BOOSTER	Warm Springs Booster #2 VSP	End Suc Centrifugal	100	600	155			
111	BOOSTER	Warm Springs Booster #3 VSP	End Suc Centrifugal	150	1,200	155			
		<b>TOTAL BOOSTERS</b>		<b>8,078</b>	<b>119,610</b>	<b>10,857</b>	<b>5,216,778</b>		
		<b>TOTAL PUMPS &amp; BOOSTERS</b>		<b>21,748</b>	<b>248,573</b>	<b>17,723</b>	<b>36,232,394</b>	<b>16,229,593</b>	

Asterisk facilities added this year

**SYSTEM ENGINEERING DATA  
(continued)**

For Year Ended: December 31, 2023

**FEET OF MAINS**

1	Pipe Size	In Use Beginning of Year	Installed During Year	Abandoned During Year	GIS Adjustments During Year *	In Use End of Year
	36"	327			(45)	281
	30"	873			-	873
	24"	85,481			(996)	84,485
	20"	10,036			1,520	11,555
	18"	3,382			-	3,382
	16"	297,890	702	(1,622)	(8,610)	288,360
	14"	9,129			1	9,129
	12"	1,751,278	7,671	(2,718)	(5,060)	1,751,171
	10"	51,743	17	(27)	(1,152)	50,581
	8"	3,453,020	25,302	(5,455)	(30,322)	3,442,545
	6"	1,542,085	937	(2,117)	(6,420)	1,534,484
	4"	218,437	61	(186)	(181)	218,131
	3"	5,213			7	5,220
	2", 2.5"	145,409	99	(659)	(1,307)	143,542
	3/4", 1", 1.25", 1.5"	4,831	21	(54)	(433)	4,365
	<b>TOTAL</b>	<b>7,579,132</b>	<b>34,810</b>	<b>(12,838)</b>	<b>(52,998)</b>	<b>7,548,106</b>
				<b>MILES</b>		<b>1,429.57</b>

\* GIS adjustments include reclassifications and data corrections. 8" reclassifications relate to revising mains into hydrant branch lines/fire service lines to fix data errors.

**CUSTOMER STATISTICS**

	Number of Customers		Thousands of Gallons Sold	
	This Year	Last Year	This Year	Last Year
2 Metered:				
2A Residential	93,530	92,800	9,588,965	9,795,748
2B Commercial	10,278	10,124	5,335,563	5,289,883
2C Industrial				
3 Flat Rate:				
3A Residential				
3B Commercial				
3C Industrial				
4 Private Fire Protection:	2,546	2,459		
5 Public Fire Protection:				
6 Street Sprinkling (included in other)				
7 Municipal, Other	58	62	44,088	49,026
8 Other Water				
<b>TOTALS (Add lines 2 through 8)</b>	<b>106,412</b>	<b>105,445</b>	<b>14,968,616</b>	<b>15,134,657</b>



# CERTIFICATE

State of Idaho            )  
                                  ) ss  
County of Ada            )

WE, the undersigned Rodolphe Bouichou, CEO Municipal Water-Regulated  
and Jarmila M. Cary, Finance Director Idaho  
of the Veolia Water Idaho Inc.  
utility, on our oath do severally say that the foregoing report has been prepared under our direction,  
from the original books, papers and records of said utility; that we have carefully examined same, and  
declare the same to be a correct statement of the business and affairs of said utility for the period  
covered by the report in respect to each and every matter and thing therein set forth, to the best of our  
knowledge, information and belief.


Rodolphe Bouichou   
(Chief Officer)

Jarmila M. Cary  
(Officer in Charge of Accounts)

Subscribed and Sworn to Before Me

this 12<sup>th</sup> day of April, 2024

Mary A. Michael  
(Notary Public)



My Commission Expires: 04/29/27

**Veolia Water Idaho**  
**General Ledger System**  
**Rolling Regulatory I/S**

		<u>12</u> <u>Months</u> <u>Ending</u> <u>Current Year</u>	<u>12</u> <u>Months</u> <u>Ending</u> <u>Prior Year</u>	<u>Increase /</u> <u>(Decrease)</u>
<b>460.0-Unmetered Water Revenue</b>		0.00	0.00	0.00
40105461	Meter Sale-Residential consump	24,635,015.22	23,459,207.74	1,175,807.48
40106461	Meter Sale-Residential facili	13,631,312.13	12,651,343.90	979,968.23
<b>461.1-Residential</b>		38,266,327.35	36,110,551.64	2,155,775.71
40110461	Meter Sale-Commercial consump	13,404,159.56	12,410,421.36	993,738.20
40111461	Meter Sale-Commercial facility	2,990,969.39	2,745,131.51	245,837.88
40136461	Meter Sale-Const Mtr-Consump	111,692.61	81,624.85	30,067.76
40137461	Meter Sale-Const Mtr-Fac Chgs	130,766.91	130,040.17	726.74
<b>461.2-Commercial</b>		16,637,588.47	15,367,217.89	1,270,370.58
40140462	Private Fire protection facili	1,416,560.67	1,296,327.35	120,233.32
<b>462.0-Fire Protect Rev-Private</b>		1,416,560.67	1,296,327.35	120,233.32
40120461	Meter Sale-public auth consump	115,890.40	120,032.99	(4,142.59)
40121461	Meter Sale-public auth fac	33,953.46	32,178.52	1,774.94
40130474	Surcharges	17,844.81	24,820.11	(6,975.30)
40145463	Public Fire protection facilit	3,622.45	3,464.63	157.82
40200471	Miscellaneous service revenue	19,640.00	15,940.00	3,700.00
40239474	Revenue Deferral - Other	(517,268.00)	(740,132.00)	222,864.00
40245471	Turn on fees	29,105.00	28,360.00	745.00
40300474	Reg Unbill consumption revenue	(69,136.00)	122,189.00	(191,325.00)
40301474	Reg Unbill facility charge rev	169,687.00	(1,731.00)	171,418.00
<b>464.0-Other Revenue</b>		(196,660.88)	(394,877.75)	198,216.87
<b>400 - Total Revenue</b>		<b>56,123,815.61</b>	<b>52,379,219.13</b>	<b>3,744,596.48</b>
<b>Total Operating Revenue</b>		<b>56,123,815.61</b>	<b>52,379,219.13</b>	<b>3,744,596.48</b>
50100600	Supv Lbr-SOS Ops Sup & Eng	49,256.40	40,068.09	(9,188.31)
50100601	Supv Lbr-SOS Ops Lbr & Exp	23,426.53	39,541.02	16,114.49
50100610	Supv Lbr-SOS Maint Sup & Eng	21,259.96	19,722.20	(1,537.76)
50100620	Supv Lbr-Pump Ops Sup & Eng	222,607.02	166,898.01	(55,709.01)
50100624	Supv Lbr-Pump Ops Lbr & Exp	1,835.49	1,294.97	(540.52)
50100630	Supv Lbr-Pump Maint Sup&Eng	0.00	2,790.07	2,790.07
50100633	Supv Lbr-Pump Maint Equip	0.00	298.94	298.94
50100640	Supv Lbr-Wtr Tmt Ops Sup&Eng	178,808.36	148,251.77	(30,556.59)
50100642	Supv Lbr-Wtr Tmt Ops Lbr&Exp	3,190.77	21,450.30	18,259.53
50100660	Supv Lbr-T&D Ops Sup&Eng	29,034.08	35,852.25	6,818.17
50100662	Supv Lbr-T&D Ops Line Exp	0.00	581.72	581.72
50100670	Supv Lbr-T&D Maint Sup & Eng	132,613.04	75,712.85	(56,900.19)
50100673	Supv Lbr-T&D Maint - Main	0.00	(291.35)	(291.35)
50100675	Supv Lbr-T&D Maint - Services	0.00	(3,538.33)	(3,538.33)
50105600	Drct Lbr-SOS Ops Sup & Eng	4,584.69	521.63	(4,063.06)
50105603	Drct Lbr-SOS Ops Misc	0.00	188.48	188.48
50105624	Drct Lbr-Pump Ops Lbr & Exp	1,083,057.03	1,154,134.48	71,077.45
50105631	Drct Lbr-Pump Maint Strctrs	272.32	0.00	(272.32)
50105632	Drct Lbr-Pump Maint Pwr Prd	(206.64)	604.16	810.80
50105642	Drct Lbr-Wtr Tmt Ops Lbr&Exp	605,748.65	631,783.76	26,035.11
50105662	Drct Lbr-T&D Ops Line Ex	0.00	1,614.86	1,614.86
50105664	Drct Lbr-T&D Ops Cust instl	2,619.40	2,552.00	(67.40)
50105665	Drct Lbr-T&D Ops Misc Ex	92,257.68	94,758.75	2,501.07
50105675	Drct Lbr-T&D Maint - Services	1,703,379.82	1,545,703.15	(157,676.67)
50105677	Drct Lbr-T&D Maint - Hydrants	282.16	0.00	(282.16)
50105678	Drct Lbr-T&D Maint -Misc Plnt	201.04	1,075.60	874.56

**Veolia Water Idaho**  
**General Ledger System**  
**Rolling Regulatory I/S**

		<b>12 Months Ending Current Year</b>	<b>12 Months Ending Prior Year</b>	<b>Increase / (Decrease)</b>
50110600	S L T-SOS Ops Sup & Eng	28,261.73	16,630.24	(11,631.49)
50110675	S L T-T&D Maint - Services	500.00	0.00	(500.00)
50115600	D L T-SOS Ops Sup & Eng	603.14	10,391.86	9,788.72
50120620	S L T out-Pump Ops Sup & Eng	(99.57)	(140.40)	(40.83)
50120660	S L T out-T&D Ops Sup&Eng	255.68	(733.24)	(988.92)
50125642	D L T out-Wtr Tmt Ops Lbr&Exp	0.00	(206.63)	(206.63)
50125665	D L T out-T&D Ops Misc Ex	(92,257.68)	(94,758.75)	(2,501.07)
	<b>601.1-6 - Labor - Oper &amp; Maint</b>	<b>4,091,491.10</b>	<b>3,912,752.46</b>	<b>(178,738.64)</b>
50100901	Supv Lbr-Cust Acct Suprvsn	41,936.46	66,706.91	24,770.45
50100902	Supv Lbr-Cust Acct Mtr Rdng	109.23	0.00	(109.23)
50100903	Supv Lbr-Cust Acct Rcrds&Coll	206,727.44	201,377.58	(5,349.86)
50105902	Drct Lbr-Cust Acct Mtr Rdng	381,556.86	320,629.86	(60,927.00)
50105903	Drct Lbr-Cust Acct Rcrds&Coll	1,229,383.46	1,039,897.58	(189,485.88)
50120901	S L T out-Cust Acct Suprvsn	(263.97)	(2.73)	261.24
50125903	D L T out-Cust Acct Rcrds&Coll	(210.12)	(31.32)	178.80
	<b>601.7-Labor Cust Accounts</b>	<b>1,859,239.36</b>	<b>1,628,577.88</b>	<b>(230,661.48)</b>
50100920	Supv Lbr-A&G Ops Salaries	4,001,860.81	3,725,928.99	(275,931.82)
50105920	Drct Lbr-A&G Ops Salaries	1,802,419.27	1,461,073.51	(341,345.76)
50120920	S L T out-A&G Ops Salaries	(2,325,139.41)	(2,195,799.08)	129,340.33
50125920	D L T out-A&G Ops Salaries	(1,727,715.56)	(1,374,835.31)	352,880.25
	<b>601.8-Labor - Admin &amp; General</b>	<b>1,751,425.11</b>	<b>1,616,368.11</b>	<b>(135,057.00)</b>
90950000	F B T-ES	(3,339,021.31)	(4,655,881.59)	(1,316,860.28)
90950600	F B T-SOS Ops Sup & Eng	23,167.75	30,249.69	7,081.94
90950601	F B T-SOS Ops Lbr & Exp	6,355.39	16,701.52	10,346.13
90950603	F B T-SOS Ops Misc	0.00	102.38	102.38
90950610	F B T-SOS Maint Sup & Eng	6,147.32	7,937.04	1,789.72
90950620	F B T-Pump Ops Sup & Eng	57,708.28	66,110.87	8,402.59
90950624	F B T-Pump Ops Lbr & Exp	319,936.69	499,369.15	179,432.46
90950630	F B T-Pump Maint Sup&Eng	0.00	1,447.69	1,447.69
90950631	F B T-Pump Maint Strctrs	109.95	0.00	(109.95)
90950632	F B T-Pump Maint Pwr Prd Imprv	0.00	153.67	153.67
90950633	F B T-Pump Maint Eq	0.00	98.22	98.22
90950640	F B T-Wtr Tmt Ops Sup&Eng	51,242.02	59,519.60	8,277.58
90950642	F B T-Wtr Tmt Ops Lbr&Exp	176,644.00	289,282.40	112,638.40
90950660	F B T-T&D Ops Sup&Eng	7,929.54	13,091.79	5,162.25
90950662	F B T-T&D Ops Line Ex	0.00	2,332.72	2,332.72
90950664	F B T-T&D Ops Cust Instl	908.58	1,732.00	823.42
90950670	F B T-T&D Maint Sup & Eng	37,490.40	30,223.19	(7,267.21)
90950675	F B T-T&D Maint - Services	501,318.48	664,929.22	163,610.74
90950677	F B T-T&D Maint - Hydrants	95.03	0.00	(95.03)
90950678	F B T-T&D Maint - Misc Plnt	174.51	675.67	501.16
90950901	F B T-Cust Acct Suprvsn	12,333.41	29,140.33	16,806.92
90950902	F B T-Cust Acct Mtr Rdng	99,540.90	137,447.27	37,906.37
90950903	F B T-Cust Acct Rcrds&Coll	408,511.19	535,053.43	126,542.24
90950920	F B T-A&G Salaries	500,545.20	714,372.15	213,826.95
91500926	Pension-A&G Ops	289,743.97	536,981.03	247,237.06
91550926	Post Rtrmnt PBOP-A&G Ops-Pnsn	76,460.03	132,546.00	56,085.97
91700926	Employee Grp Hlth&L-A&G Op-Pnsn	1,512,302.08	2,278,881.30	766,579.22
91800926	Employee 401K-A&G Ops-Pension	449,797.97	411,540.30	(38,257.67)
91850000	Other Employee Benefits-ES	459.30	9,273.56	8,814.26
91860926	Other Awards-A&G Ops-Emp Pnsns	92,669.01	7,408.20	(85,260.81)
	<b>604.0-Employee Pension&amp;Benefit</b>	<b>1,292,569.69</b>	<b>1,820,718.80</b>	<b>528,149.11</b>
50605602	Prchsd Wtr-SOS Ops	388,397.80	343,497.16	(44,900.64)
	<b>610.0-Purchased Water</b>	<b>388,397.80</b>	<b>343,497.16</b>	<b>(44,900.64)</b>
50610623	Prchsd Pwr-Pump Ops Fuel Pwr	2,083,330.50	2,082,165.99	(1,164.51)
50610643	Prchsd Pwr-Wtr Tmt Ops Misc	0.00	0.00	(0.00)
50610665	Prchsd Pwr-T&D Ops Misc Ex	443,161.56	446,245.64	3,084.08
50610921	Prchsd Pwr-A&G Ops Off Suppl	22,787.37	34,575.93	11,788.56

Veolia Water Idaho  
 General Ledger System  
 Rolling Regulatory I/S

	<b>12 Months Ending Current Year</b>	<b>12 Months Ending Prior Year</b>	<b>Increase / (Decrease)</b>
<b>615.0-Purchased Power</b>	<b>2,549,279.43</b>	<b>2,562,987.56</b>	<b>13,708.13</b>
50635614 Chmcals-SOS Maint Wlls&Spr	42,139.55	7,527.99	(34,611.56)
50635626 Chmcals-Pump Ops Misc Exp	0.00	0.00	(0.00)
50635640 Chmcals-Wtr Tmt Ops Sup&Eng	3,111.73	15,415.68	12,303.95
50635641 Chmcals-Wtr Tmt Ops Sup&Eng	728,400.25	568,694.11	(159,706.14)
50635642 Chmcals-Wtr Tmt Ops Lbr&Exp	0.00	1,508.55	1,508.55
50635651 Chmcals-Wtr Tmt Maint Strctrs	0.00	100.93	100.93
50635677 Chmcals-T&D Maint - Hydrants	0.00	0.00	0.00
50635921 Chmcals-A&G Ops Off Suppl&Exp	5,000.30	10,384.71	5,384.41
<b>618.0-Chemicals</b>	<b>778,651.83</b>	<b>603,631.97</b>	<b>(175,019.86)</b>
50300600 Material-SOS Ops Sup & Eng	(456.33)	1,292.00	1,748.33
50300611 Material-SOS Maint Strctrs	23,585.62	39,986.52	16,400.90
50300624 Material-Pump Ops Lbr & Exp	86,047.48	64,369.02	(21,678.46)
50300632 Material-Pump Maint Pwr Prd	930.89	0.00	(930.89)
50300633 Material-Pump Maint Eq	6,329.29	3,583.71	(2,745.58)
50300642 Material-Wtr Tmt Ops Lbr&Exp	36,691.72	36,746.56	54.84
50300650 Material-Wtr Tmt Maint Sup&Eng	213.22	0.00	(213.22)
50300651 Material-Wtr Tmt Maint Strct	2,435.02	4,693.56	2,258.54
50300652 Material-Wtr Tmt Maint Equip	9,617.19	7,629.71	(1,987.48)
50300660 Material-T&D Ops Sup&Eng	0.00	0.00	0.00
50300662 Material-T&D Ops Line Ex	3,067.33	5,154.73	2,087.40
50300664 Material-T&D Ops Cust instl	420.76	0.00	(420.76)
50300665 Material-T&D Ops Misc Ex	13,461.20	23,353.94	9,892.74
50300673 Material-T&D Maint - Main	23,851.76	25,274.69	1,422.93
50300675 Material-T&D Maint - Services	64,063.98	33,560.55	(30,503.43)
50300677 Material-T&D Maint - Hydrants	6,855.97	9,373.09	2,517.12
<b>620.1-6 Mat &amp;Supply-Oper&amp;Maint</b>	<b>277,115.10</b>	<b>255,018.08</b>	<b>(22,097.02)</b>
50300902 Material-Cust Acct Mtr Rdng	782.55	16.83	(765.72)
50300903 Material-Cust Acct Rcrds&Coll	417.60	330.40	(87.20)
50300930 Material-A&G Ops-Misc Gen	0.00	1,951.50	1,951.50
50300932 Material-A&G Maint Plnt	23,691.82	26,361.23	2,669.41
<b>620.7-8-Mat&amp;Supp-A&amp;G:Cust Care</b>	<b>24,891.97</b>	<b>28,659.96</b>	<b>3,767.99</b>
90850923 Corporate Shared Services Fees	4,351,321.63	4,156,976.70	(194,344.93)
<b>631-34-Contract Services-Prof</b>	<b>4,351,321.63</b>	<b>4,156,976.70</b>	<b>(194,344.93)</b>
50400601 Out Servs-SOS Ops Lbr & Exp	0.00	19.46	19.46
50400611 Out Servs-SOS Maint Strctrs	164.30	861.30	697.00
50400613 Out Servs-SOS Maint Lke,Rvr&Ot	2,500.00	2,500.00	0.00
50400614 Out Servs-SOS Maint Wlls&Spr	1,481.58	1,102.50	(379.08)
50400624 Out Servs-Pump Ops Lbr & Exp	22,782.76	24,228.11	1,445.35
50400626 Out Servs-Pump Ops Misc Exp	2,938.74	0.00	(2,938.74)
50400631 Out Servs-Pump Maint Strctrs	16,094.21	22,784.35	6,690.14
50400632 Out Servs-Pump Maint Pwr Prd	112,963.36	52,862.21	(60,101.15)
50400633 Out Servs-Pump Maint Eq	8,566.85	2,185.00	(6,381.85)
50400635 Out Servs-Wtr Tmt Lab Testing	144,549.30	172,946.80	28,397.50
50400636 Out Servs-Other	8,012.26	(18,615.99)	(26,628.25)
50400642 Out Servs-Wtr Tmt Ops Lbr&Exp	7,603.62	5,449.71	(2,153.91)
50400643 Out Servs-Wtr Tmt Ops Misc Exp	33,580.21	17,165.66	(16,414.55)
50400651 Out Servs-Wtr Tmt Maint Strct	14,287.70	14,062.34	(225.36)
50400652 Out Servs-Wtr Tmt Maint Equip	31,532.89	38,249.06	6,716.17
50400662 Out Servs-T&D Ops Line Ex	33,078.33	38,204.30	5,125.97
50400665 Out Servs-T&D Ops Misc Ex	7,017.61	(419.47)	(7,437.08)
50400672 Out Servs-T&D Maint Rsvr&Stn	16,601.14	24,947.86	8,346.72
50400675 Out Servs-T&D Maint - Services	18,481.20	17,381.05	(1,100.15)
50400902 Out Servs-Cust Acct Mtr Rdng	34,348.63	46,493.41	12,144.78
50400903 Out Servs-Custr Acct Rcrds&Col	277,363.86	214,203.30	(63,160.56)
50400905 Out Servs-Cust Acct Misc Exp	5,038.56	11,515.67	6,477.11
50400920 Out Servs-A&G Ops OffSuppl&Exp	16,115.23	7,213.78	(8,901.45)
50400921 Out Servs-A&G Ops OffSuppl&Exp	56,903.31	16,786.99	(40,116.32)

Veolia Water Idaho  
 General Ledger System  
 Rolling Regulatory I/S

		<u>12</u> <u>Months</u> <u>Ending</u> <u>Current Year</u>	<u>12</u> <u>Months</u> <u>Ending</u> <u>Prior Year</u>	<u>Increase /</u> <u>(Decrease)</u>
50400923	Out Servs-A&G Ops	327,772.91	152,043.74	(175,729.17)
50400932	Out Servs-A&G Maint Plnt	5,448.12	5,921.00	472.88
50405903	Print & Postage-Cust Acct Rcrd	321,018.55	324,073.94	3,055.39
	<b>636-Contract Other - Prof</b>	<b>1,526,245.23</b>	<b>1,194,166.08</b>	<b>(332,079.15)</b>
50310604	Rent-SOS Ops	3,252.85	2,647.23	(605.62)
50310624	Rent-Pump Ops Lbr & Exp	46.57	0.00	(46.57)
50310626	Rent-Pump Ops Misc Exp	4,181.60	4,660.48	478.88
50310921	Rent-A&G Ops Off Suppl&Exp	6,528.05	7,797.96	1,269.91
50310931	Rent-A&G Ops	2,618.45	2,411.30	(207.15)
	<b>641-42-Rentals -Property&amp;Equip</b>	<b>16,627.52</b>	<b>17,516.97</b>	<b>889.45</b>
50645000	Trnsprt Cst-ES	1,449,877.04	1,436,840.09	(13,036.95)
50645600	Trnsprt Cst-SOS Ops Sup & Eng	8,252.34	7,772.27	(480.07)
50645601	Trnsprt Cst-SOS Ops Lbr & Exp	3,444.08	4,290.49	846.41
50645603	Trnsprt Cst-SOS Ops Misc	0.00	43.10	43.10
50645610	Trnsprt Cst-SOS Maint Sup &Eng	2,345.20	2,245.17	(100.03)
50645620	Trnsprt Cst-Pump Ops Sup & Eng	25,571.56	17,725.27	(7,846.29)
50645624	Trnsprt Cst-Pump Ops Lbr & Exp	105,408.46	132,579.74	27,171.28
50645630	Trnsprt Cst-Pump Maint Sup&Eng	0.00	447.56	447.56
50645631	Trnsprt Cst-Pump Maint Strctrs	40.43	0.00	(40.43)
50645632	Trnsprt Cst-Pump Maint Pwr Prd	0.00	63.58	63.58
50645633	Trnsprt Cst-Pump Maint Eq	0.00	21.96	21.96
50645640	Trnsprt Cst-Wtr Tmt Ops Sup&En	16,837.51	16,933.64	96.13
50645642	Trnsprt Cst-Wtr Tmt Ops Lbr&Ex	58,552.41	76,913.03	18,360.62
50645660	Trnsprt Cst-T&D Ops Sup&Eng	5,747.97	2,862.94	(2,885.03)
50645662	Trnsprt Cst-T&D Ops Line Ex	0.00	465.77	465.77
50645664	Trnsprt Cst-T&D Ops Cust Instl	555.08	286.77	(268.31)
50645670	Trnsprt Cst-T&D Maint Sup & En	10,123.00	8,138.63	(1,984.37)
50645675	Trnsprt Cst-T&D Maint-Services	173,637.33	177,104.95	3,467.62
50645677	Trnsprt Cst-T&D Maint-Hydrants	17.84	0.00	(17.84)
50645678	Trnsprt Cst-T&D Maint-Misc Plt	(157.22)	126.05	283.27
50645901	Trnsprt Cst-Cust Acct Suprvsn	8,027.65	7,687.64	(340.01)
50645902	Trnsprt Cst-Cust Acct Mtr Rdng	33,204.04	36,981.14	3,777.10
50645903	Trnsprt Cst-Cust Acct Rcrds&Co	139,193.32	140,805.34	1,612.02
50645920	Trnsprt Cst-A&G Salaries	191,952.15	181,375.72	(10,576.43)
50646000	Transportation Cost -Trnsfrrd	(1,449,877.04)	(1,436,840.09)	13,036.95
	<b>650.0-Transportation Expense</b>	<b>782,753.15</b>	<b>814,870.76</b>	<b>32,117.61</b>
91400924	Liability Insurance-A&G Ops	74,279.02	(332,351.25)	(406,630.27)
91460925	Worker comp-A&G Ops-Inj&Dmages	94,589.66	(3,957.80)	(98,547.46)
	<b>656-59- Insurance</b>	<b>168,868.68</b>	<b>(336,309.05)</b>	<b>(505,177.73)</b>
	<b>660.0-Advertising</b>	<b>0.00</b>	<b>0.00</b>	<b>0.00</b>
92000928	Amrt Rate Case-A&G Ops-Reg Com	46,828.00	29,868.00	(16,960.00)
	<b>666.0-Reg Comm Exp - Amort</b>	<b>46,828.00</b>	<b>29,868.00</b>	<b>(16,960.00)</b>
92050930	Amort of Dfrrd Exp-Misc Gen-A&	36,075.31	38,940.00	2,864.69
	<b>667-Reg Comm.Exp (Amort)</b>	<b>36,075.31</b>	<b>38,940.00</b>	<b>2,864.69</b>
90400904	Bad Dbt-WO-Custr Acct Uncollct	265,426.67	275,018.21	9,591.54
90405904	Bad Dbt-Provsn-Cust Acct Uncol	1,601.86	(454,273.74)	(455,875.60)
	<b>670.0-Bad Debt Expenses</b>	<b>267,028.53</b>	<b>(179,255.53)</b>	<b>(446,284.06)</b>
50620624	Utilities-Pump Ops Lbr & Exp	8.15	0.00	(8.15)
50620626	Utilities-Pump Ops Misc Exp	4,780.38	4,457.20	(323.18)
50620631	Utilities-Pump Maint Strctrs	15.01	0.00	(15.01)
50620632	Utilities-Pump Maint Pwr Prd	0.00	0.00	0.00
50620633	Utilities-Pump Maint Eq	1,414.91	1,095.12	(319.79)
50620651	Utilities-Wtr Tmt Maint Strct	(35,372.33)	(9,566.29)	25,806.04
50620663	Utilities-T&D Ops Meter Exp	0.00	32.70	32.70
50620665	Utilities-T&D Ops Misc Exp	16,138.33	14,425.18	(1,713.15)
50620921	Utilities-A&G Ops Off Suppl	23,798.26	26,498.95	2,700.69
50620930	Utilities-A&G Misc	8,117.17	9,573.38	1,456.21
50625642	Sludge Dpspl-Wtr Tmt Ops Lbr	2,183.00	0.00	(2,183.00)

Veolia Water Idaho  
 General Ledger System  
 Rolling Regulatory I/S

	<u>12 Months Ending Current Year</u>	<u>12 Months Ending Prior Year</u>	<u>Increase / (Decrease)</u>
50625643	40,866.96	9,450.00	(31,416.96)
50625651	0.00	0.00	0.00
50625930	0.00	40.00	40.00
50650600	5,582.97	23,542.46	17,959.49
50650603	0.00	990.00	990.00
50650624	907.00	2,738.46	1,831.46
50650626	29,874.99	40,042.84	10,167.85
50650633	0.00	624.92	624.92
50650642	5,372.25	381.00	(4,991.25)
50650651	86.82	0.00	(86.82)
50650660	1,051.90	730.64	(321.26)
50650661	4,680.00	4,201.62	(478.38)
50650662	0.00	935.22	935.22
50650665	(11,118.79)	36,602.07	47,720.86
50650673	0.00	2,370.12	2,370.12
50650675	11,462.09	3,397.45	(8,064.64)
50650902	130.74	0.00	(130.74)
50650903	55,360.71	58,394.01	3,033.30
50650905	7,911.27	10,276.57	2,365.30
50650920	64,736.50	61,192.74	(3,543.76)
50650921	206,869.33	199,721.12	(7,148.21)
50650923	211,094.45	206,441.52	(4,652.93)
50650930	134,770.30	139,301.99	4,531.69
50650932	26,610.00	26,186.65	(423.35)
50651660	224,186.15	194,473.54	(29,712.61)
50655603	622.14	600.91	(21.23)
50655631	227,104.92	219,700.97	(7,403.95)
50655651	19,536.72	10,973.77	(8,562.95)
50655675	(1,956.68)	16,616.06	18,572.74
50655930	0.00	0.00	0.00
92053672	151,592.76	145,216.72	(6,376.04)
92056930	174,608.00	477,384.00	302,776.00
92059930	(209,004.00)	(1,019,076.00)	(810,072.00)
92061623	241,876.00	197,484.00	(44,392.00)
92064930	42,250.93	36,570.42	(5,680.51)
92200620	0.00	(0.00)	(0.00)
92200624	8,102.59	4,840.39	(3,262.20)
92200632	529.60	444.00	(85.60)
92200642	3,671.03	1,337.28	(2,333.75)
92200651	3,857.02	4,430.22	573.20
92200660	(174.89)	487.53	662.42
92200662	0.00	1,094.37	1,094.37
92200665	0.00	291.96	291.96
92200673	851.85	2,463.68	1,611.83
92200675	28,296.46	28,823.84	527.38
92200902	642.20	599.91	(42.29)
92200903	1,398.51	1,279.54	(118.97)
92200921	93,181.70	78,674.04	(14,507.66)
92200930	24,440.98	40,412.56	15,971.58
92200932	18,330.41	24,492.92	6,162.51
92300930	3,928.64	5,358.31	1,429.67
92450930	5,000.00	0.00	(5,000.00)
92600920	101.63	0.00	(101.63)
92600923	0.00	21,208.00	21,208.00
92600932	57,247.44	15,095.84	(42,151.60)
<b>675.0-Miscellaneous Other</b>	<b>1,937,554.48</b>	<b>1,385,356.42</b>	<b>(552,198.06)</b>
<b>Utility Operating Expenses</b>	<b>22,146,363.92</b>	<b>19,894,342.33</b>	<b>(2,252,021.59)</b>

Veolia Water Idaho  
 General Ledger System  
 Rolling Regulatory I/S

	12 Months Ending Current Year	12 Months Ending Prior Year	Increase / (Decrease)
<b>Total Expenses</b>	<b>22,146,363.92</b>	<b>19,894,342.33</b>	<b>(2,252,021.59)</b>
<b>GROSS INCOME</b>	<b>33,977,451.69</b>	<b>32,484,876.80</b>	<b>1,492,574.89</b>
70100403 Depreciation - Utility Plant	8,534,572.74	7,843,693.34	690,879.40
70101403 Depreciation - Cost of Removal	2,036,766.44	1,900,809.70	135,956.74
<b>403.0-Depreciation Expense</b>	<b>10,571,339.18</b>	<b>9,744,503.04</b>	<b>826,836.14</b>
71255406 Amort of Util Plt Acquis Adj	195,296.00	20,712.00	174,584.00
<b>406.0-Amort Util Plant Acq Adj</b>	<b>195,296.00</b>	<b>20,712.00</b>	<b>174,584.00</b>
91900928 Regulatory Commission-A&G Ops	103,815.62	101,940.18	1,875.44
<b>408.10-Regulatory Fees</b>	<b>103,815.62</b>	<b>101,940.18</b>	<b>1,875.44</b>
70203408 Real Estate Tax	1,501,018.65	1,655,394.01	(154,375.36)
<b>408.11-Property Taxes</b>	<b>1,501,018.65</b>	<b>1,655,394.01</b>	<b>(154,375.36)</b>
70250408 Payroll Taxes	915,934.10	822,506.75	93,427.35
<b>408.12-Payroll Taxes</b>	<b>915,934.10</b>	<b>822,506.75</b>	<b>93,427.35</b>
70200408 Taxes other than income tax	(0.83)	0.83	(1.66)
<b>408.13-Other Taxes</b>	<b>(0.83)</b>	<b>0.83</b>	<b>(1.66)</b>
80100409 Current-federal	466,382.45	1,086,658.01	(620,275.56)
<b>409.1-Income Taxes - Federal</b>	<b>466,382.45</b>	<b>1,086,658.01</b>	<b>(620,275.56)</b>
80150409 Current-state	140,340.76	(1,220,770.36)	1,361,111.12
<b>409.11-St Income Tax-Util Oper</b>	<b>140,340.76</b>	<b>(1,220,770.36)</b>	<b>1,361,111.12</b>
80200410 Deferred-Federal Income Taxes	2,461,917.71	1,917,411.50	544,506.21
<b>410.10-Prov Def Inc Tax-Fed</b>	<b>2,461,917.71</b>	<b>1,917,411.50</b>	<b>544,506.21</b>
80250410 Deferred-State Income taxes	17,034.00	(374,699.85)	391,733.85
<b>410.11-Prov Def Inc Tax-State</b>	<b>17,034.00</b>	<b>(374,699.85)</b>	<b>391,733.85</b>
80400411 Investment Tax Cr, amortization	(48,240.00)	(48,240.00)	0.00
<b>412.0-Invest Tax Cred-Utility</b>	<b>(48,240.00)</b>	<b>(48,240.00)</b>	<b>0.00</b>
71200422 Gain - Disposition of Property	0.00	(2,000.00)	2,000.00
<b>414-Gain(Loss)from Dis of Util</b>	<b>0.00</b>	<b>(2,000.00)</b>	<b>2,000.00</b>
<b>Total Non-Operating Income</b>	<b>16,324,837.64</b>	<b>13,703,416.11</b>	<b>2,621,421.53</b>
<b>415-Merchandise &amp; Jobbing Inc</b>	<b>0.00</b>	<b>0.00</b>	<b>0.00</b>
<b>416-Merchandise &amp; Jobbing Exp</b>	<b>0.00</b>	<b>0.00</b>	<b>0.00</b>
71051419 AFUDC Debt	(217,167.91)	(160,772.89)	(56,395.02)
71052419 AFUDC Equity	(608,936.45)	(430,107.87)	(178,828.58)
<b>420.0-Allow for Funds Used</b>	<b>(826,104.36)</b>	<b>(590,880.76)</b>	<b>(235,223.60)</b>
71250421 Misc non operating income	0.00	(1,119.78)	1,119.78
71251418 Misc Non Oper Rental Income	(52,523.04)	(56,927.88)	4,404.84
<b>421-Misc Non-Util Income</b>	<b>(52,523.04)</b>	<b>(58,047.66)</b>	<b>5,524.62</b>
71225426 Impairment - Other	168,253.04	17,319.40	150,933.64
71253426 Non Recoverable	238,651.23	5,667.23	232,984.00
71257426 Pension-Other componts of NPPC	694,443.97	(66,543.00)	760,986.97
71258426 PBOP-Other components of NPPC	(448,530.00)	(710,445.97)	261,915.97
90890426 Corp Shrd Svcs-Non Recoverable	16,244.69	20,044.53	(3,799.84)
<b>426.0-Misc Non-Utility Expense</b>	<b>669,062.93</b>	<b>(733,957.81)</b>	<b>1,403,020.74</b>
<b>Total Non-Operating Income &amp; Deductions</b>	<b>(209,564.47)</b>	<b>(1,382,886.23)</b>	<b>1,173,321.76</b>
<b>427.3-Int Exp on LongTerm Debt</b>	<b>0.00</b>	<b>0.00</b>	<b>0.00</b>
71000431 Other interest	6,364,796.81	4,908,581.03	1,456,215.78
71010431 Other interest - Regulatory	(1,099.82)	(427.52)	(672.30)
<b>427.5-Other Int Charges</b>	<b>6,363,696.99</b>	<b>4,908,153.51</b>	<b>1,455,543.48</b>
<b>Total Interest Expenses</b>	<b>6,363,696.99</b>	<b>4,908,153.51</b>	<b>1,455,543.48</b>
70700426 Amort of Debt Issue Cost - Reg	122,941.80	122,941.80	0.00
70700428 Amort of Debt Issuance Cost	0.00	(0.00)	0.00
<b>428.0-Amortization Disc-Exp</b>	<b>122,941.80</b>	<b>122,941.80</b>	<b>0.00</b>
<b>Total Amortization Disc Expenses</b>	<b>122,941.80</b>	<b>122,941.80</b>	<b>0.00</b>

	<b>12 Months Ending Current Year</b>	<b>12 Months Ending Prior Year</b>	<b>Increase / (Decrease)</b>
<b>NET INCOME</b>	<b>11,375,539.73</b>	<b>15,133,251.61</b>	<b>(3,757,711.88)</b>



Report ID: BSCOR100

Layout ID: BSCOR100

Business Unit: 00060

Period Ending: Dec 31, 2023

Run on 04/07/24 at 11:49 PM

**Veolia Water Idaho**  
General Ledger System  
Corp BS C/M vs Same Month P/Yr

		- Current Month -		Increase or (Decrease)
		<u>This Year</u>	<u>Last Year</u>	
<b>Assets</b>				
10100000	Utility Plant in Service	591,924,227.22	555,263,933.54	(36,660,293.68)
10600000	Construction Csts Not Classified	14,497,561.94	16,327,895.74	1,830,333.80
	<b>Utility Plant</b>	606,421,789.16	571,591,829.28	(34,829,959.88)
11400000	Utility plant acquisition adj	11,075,761.18	11,075,761.18	0.00
11500000	Amort Utility Plant Acquis Adj	(472,969.18)	(277,673.18)	195,296.00
	<b>Net Utility Plant Acquist Adj</b>	10,602,792.00	10,798,088.00	195,296.00
10800000	Utility Accumulated Depr	(147,063,579.73)	(142,769,895.81)	4,293,683.92
10810000	Retirement work in progress	872,609.10	554,261.80	(318,347.30)
11100000	Utility Accumulated Depr -CIAC	(52,287,454.88)	(49,733,408.64)	2,554,046.24
	<b>Less Accumulated Depr &amp; Amort</b>	(198,478,425.51)	(191,949,042.65)	6,529,382.86
10700000	Construction work in progress	18,714,635.41	18,691,714.79	(22,920.62)
10750000	CWIP – Suspense	2,747.03	2,732.94	(14.09)
18300000	Prelim Survey and Inv. Chrgs	1,228,950.74	1,115,129.15	(113,821.59)
	<b>Construction Work in Progress</b>	19,946,333.18	19,809,576.88	(136,756.30)
	<b>Plant Held for Future Use</b>	0.00	0.00	0.00
	<b>Net Utility Plant</b>	<b>438,492,488.83</b>	<b>410,250,451.51</b>	<b>(28,242,037.32)</b>
	<b>Right of Use Assets</b>	0.00	0.00	0.00
	<b>Less ROU Accum Amort</b>	0.00	0.00	0.00
	<b>Net Right of Use Assets</b>	<b>0.00</b>	<b>0.00</b>	<b>0.00</b>
	<b>Investments - LT Consol Comp</b>	0.00	0.00	0.00
	<b>Investments - LT Non-Consol Co</b>	0.00	0.00	0.00
	<b>Equity Investments</b>	0.00	0.00	0.00
12100000	Non-Utility Property	7,553.83	7,553.83	0.00
	<b>Non-Utility Property &amp; Equip</b>	7,553.83	7,553.83	0.00
	<b>Depreciation Non-Utility Prop</b>	0.00	0.00	0.00
	<b>Other Properties &amp; Investments</b>	<b>7,553.83</b>	<b>7,553.83</b>	<b>0.00</b>
	<b>Goodwill, net</b>	0.00	0.00	0.00
	<b>Other Intangibles, Net</b>	0.00	0.00	0.00
	<b>Goodwill &amp; Other Intangibles</b>	<b>0.00</b>	<b>0.00</b>	<b>0.00</b>
	<b>Cash</b>	0.00	0.00	0.00
	<b>Restricted Cash</b>	0.00	0.00	0.00
14200000	Customer AR - CC&B	3,114,291.93	3,121,353.67	7,061.74
14201000	AR Cash Accrual	(734,114.22)	(762,699.44)	(28,585.22)
14309000	Accounts Receivable-Other	16,528.42	22,571.84	6,043.42
14400000	Provision Unclctble Acct (Cr)	(261,527.09)	(259,925.23)	1,601.86
17300000	Unbilled Revenue	3,681,302.00	3,580,751.00	(100,551.00)
	<b>Accounts Receivable - Customer</b>	5,816,481.04	5,702,051.84	(114,429.20)
14605000	PS Intercompany Account	0.00	0.01	0.01
14606000	Utility Money Pool Receivable	(0.01)	(0.01)	0.00
14610000	SW IC Receivable (net)	(614,343.70)	(1,739,355.79)	(1,125,012.09)
	<b>A/R - Associated Companies</b>	(614,343.71)	(1,739,355.79)	(1,125,012.08)
	<b>A/R Affiliated Companies</b>	0.00	0.00	0.00
	<b>Notes Receivable - Short Term</b>	0.00	0.00	0.00
15000000	Capital&Maint Inv Nonexempt	176,964.09	176,964.09	0.00
15010000	Small Repairs Inventory Exempt	1,186,751.39	837,387.39	(349,364.00)
15020000	Other Inventory	196,074.99	329,884.23	133,809.24
15030000	Chemical Inventory	92,441.64	72,031.65	(20,409.99)
	<b>Materials &amp; Supplies Inventory</b>	1,652,232.11	1,416,267.36	(235,964.75)

Report ID: BSCOR100

Layout ID: BSCOR100

Business Unit: 00060

Period Ending: Dec 31, 2023

Run on 04/07/24 at 11:49 PM

**Veolia Water Idaho**  
**General Ledger System**  
**Corp BS C/M vs Same Month P/Yr**

		- Current Month -		Increase or (Decrease)
		<u>This Year</u>	<u>Last Year</u>	
16599000	Prepaid Expenses-Other	174,448.33	166,936.18	(7,512.15)
	<b>Prepaid Expenses</b>	174,448.33	166,936.18	(7,512.15)
	<b>Dividends Receivable</b>	0.00	0.00	0.00
	<b>Other Current Assets</b>	0.00	0.00	0.00
	<b>Total Current &amp; Accrued Assets</b>	<u>7,028,817.77</u>	<u>5,545,899.59</u>	<u>(1,482,918.18)</u>
	<b>Unamortized Debt Discount/Exp</b>	0.00	0.00	0.00
18608000	COR Regulatory Assets	5,483,101.40	4,789,714.15	(693,387.25)
18609000	Deferred Employee Benefits-Othr	(361,954.46)	349,212.00	711,166.46
18618000	Deferred Unamort Debt Exp	963,044.52	1,085,986.32	122,941.80
18620000	Deferred Tank Painting Expense	4,790,346.80	3,152,338.90	(1,638,007.90)
18621000	Dfrrd Relocation Exp - Approve	0.00	0.05	0.05
18623000	Deferred AFUDC Equity Gross Up	240,930.65	207,695.35	(33,235.30)
18625000	Deferred Pwr Costs - Approved	1,479,749.16	1,105,667.13	(374,082.03)
18633000	Deferred AFUDC Equity	811,317.71	677,475.54	(133,842.17)
18635000	RA-Deferred Pension FAS158	7,449,227.00	8,037,723.00	588,496.00
18636000	RA-Deferred PBOP FAS158	(1,753,110.00)	(1,698,731.00)	54,379.00
18650000	Reg Defrrd Tank Pnting - Amort	(976,695.80)	(825,103.04)	151,592.76
18680000	Deferred rate charges	157,021.51	184,427.62	27,406.11
18681000	Deferred State Tax Charges	2,210,130.82	1,542,381.64	(667,749.18)
18699000	Other Regulatory Assets	76,616.00	120,523.31	43,907.31
	<b>Regulatory Assets</b>	20,569,725.31	18,729,310.97	(1,840,414.34)
18718000	Cloud Computing Arrangements	0.00	8,012.26	8,012.26
	<b>Other Deferred Charge &amp; Assets</b>	0.00	8,012.26	8,012.26
	<b>Notes Receivable - Long Term</b>	0.00	0.00	0.00
18404000	Clearing - Capital Work Order	1,473.65	51.32	(1,422.33)
	<b>Clearing Accounts</b>	1,473.65	51.32	(1,422.33)
	<b>Non Current Assets</b>	<u>20,571,198.96</u>	<u>18,737,374.55</u>	<u>(1,833,824.41)</u>
	<b>Total Assets</b>	<u>466,100,059.39</u>	<u>434,541,279.47</u>	<u>(31,558,779.91)</u>

**Veolia Water Idaho**  
 General Ledger System  
 Corp BS C/M vs Same Month P/Yr

		- Current Month -		Increase or (Decrease)
		<u>This Year</u>	<u>Last Year</u>	
<b>Capitalization and Liabilities</b>				
20100000	Common Stock Issued	1,261,750.00	1,261,750.00	0.00
20800000	Additional Paid-in Capital	141,628,170.73	121,411,599.05	(20,216,571.68)
	Common Stock	142,889,920.73	122,673,349.05	(20,216,571.68)
	Preferred Stock	0.00	0.00	0.00
	<b>Total Capital Stock</b>	<b>142,889,920.73</b>	<b>122,673,349.05</b>	<b>(20,216,571.68)</b>
21600000	RE - Cumulated Income	161,789,525.46	146,656,273.85	(15,133,251.61)
	Retained Earnings - beginning	161,789,525.46	146,656,273.85	(15,133,251.61)
80550000	Common Stock Dividend	(5,426,960.38)	0.00	5,426,960.38
	Common Stock Dividend	(5,426,960.38)	0.00	5,426,960.38
40105461	Meter Sale-Residential consump	24,635,015.22	23,459,207.74	(1,175,807.48)
40106461	Meter Sale-Residential facili	13,631,312.13	12,651,343.90	(979,968.23)
40110461	Meter Sale-Commercial consump	13,404,159.56	12,410,421.36	(993,738.20)
40111461	Meter Sale-Commercial facility	2,990,969.39	2,745,131.51	(245,837.88)
40120461	Meter Sale-public auth consump	115,890.40	120,032.99	4,142.59
40121461	Meter Sale-public auth fac	33,953.46	32,178.52	(1,774.94)
40130474	Surcharges	17,844.81	24,820.11	6,975.30
40136461	Meter Sale-Const Mtr-Consump	111,692.61	81,624.85	(30,067.76)
40137461	Meter Sale-Const Mtr-Fac Chgs	130,766.91	130,040.17	(726.74)
40140462	Private Fire protection facili	1,416,560.67	1,296,327.35	(120,233.32)
40145463	Public Fire protection facilit	3,622.45	3,464.63	(157.82)
40200471	Miscellaneous service revenue	19,640.00	15,940.00	(3,700.00)
40239474	Revenue Deferral - Other	(517,268.00)	(740,132.00)	(222,864.00)
40245471	Turn on fees	29,105.00	28,360.00	(745.00)
40300474	Reg Unbill consumption revenue	(69,136.00)	122,189.00	191,325.00
40301474	Reg Unbill facility charge rev	169,687.00	(1,731.00)	(171,418.00)
	<b>Total Operating Revenues</b>	<b>56,123,815.61</b>	<b>52,379,219.13</b>	<b>(3,744,596.48)</b>
50100600	Supv Lbr-SOS Ops Sup & Eng	(49,256.40)	(40,068.09)	9,188.31
50100601	Supv Lbr-SOS Ops Lbr & Exp	(23,426.53)	(39,541.02)	(16,114.49)
50100610	Supv Lbr-SOS Maint Sup & Eng	(21,259.96)	(19,722.20)	1,537.76
50100620	Supv Lbr-Pump Ops Sup & Eng	(222,607.02)	(166,898.01)	55,709.01
50100624	Supv Lbr-Pump Ops Lbr & Exp	(1,835.49)	(1,294.97)	540.52
50100630	Supv Lbr-Pump Maint Sup&Eng	0.00	(2,790.07)	(2,790.07)
50100633	Supv Lbr-Pump Maint Equip	0.00	(298.94)	(298.94)
50100640	Supv Lbr-Wtr Tmt Ops Sup&Eng	(178,808.36)	(148,251.77)	30,556.59
50100642	Supv Lbr-Wtr Tmt Ops Lbr&Exp	(3,190.77)	(21,450.30)	(18,259.53)
50100660	Supv Lbr-T&D Ops Sup&Eng	(29,034.08)	(35,852.25)	(6,818.17)
50100662	Supv Lbr-T&D Ops Line Exp	0.00	(581.72)	(581.72)
50100670	Supv Lbr-T&D Maint Sup &Eng	(132,613.04)	(75,712.85)	56,900.19
50100673	Supv Lbr-T&D Maint - Main	0.00	291.35	291.35
50100675	Supv Lbr-T&D Maint - Services	0.00	3,538.33	3,538.33
50100901	Supv Lbr-Cust Acct Suprvsn	(41,936.46)	(66,706.91)	(24,770.45)
50100902	Supv Lbr-Cust Acct Mtr Rdng	(109.23)	0.00	109.23
50100903	Supv Lbr-Cust Acct Rcrds&Coll	(206,727.44)	(201,377.58)	5,349.86
50100920	Supv Lbr-A&G Ops Salaries	(4,001,860.81)	(3,725,928.99)	275,931.82
50105600	Drct Lbr-SOS Ops Sup & Eng	(4,584.69)	(521.63)	4,063.06
50105603	Drct Lbr-SOS Ops Misc	0.00	(188.48)	(188.48)
50105624	Drct Lbr-Pump Ops Lbr & Exp	(1,083,057.03)	(1,154,134.48)	(71,077.45)
50105631	Drct Lbr-Pump Maint Strctrs	(272.32)	0.00	272.32

Report ID: BSCOR100  
 Layout ID: BSCOR100

Veolia Water Idaho  
 General Ledger System  
 Corp BS C/M vs Same Month P/Yr

Business Unit: 00060  
 Period Ending: Dec 31, 2023

Run on 04/07/24 at 11:49 PM

		- Current Month -		Increase or (Decrease)
		<u>This Year</u>	<u>Last Year</u>	
50105632	Drct Lbr-Pump Maint Pwr Prd	206.64	(604.16)	(810.80)
50105642	Drct Lbr-Wtr Tmt Ops Lbr&Exp	(605,748.65)	(631,783.76)	(26,035.11)
50105662	Drct Lbr-T&D Ops Line Ex	0.00	(1,614.86)	(1,614.86)
50105664	Drct Lbr-T&D Ops Cust instl	(2,619.40)	(2,552.00)	67.40
50105665	Drct Lbr-T&D Ops Misc Ex	(92,257.68)	(94,758.75)	(2,501.07)
50105675	Drct Lbr-T&D Maint - Services	(1,703,379.82)	(1,545,703.15)	157,676.67
50105677	Drct Lbr-T&D Maint - Hydrants	(282.16)	0.00	282.16
50105678	Drct Lbr-T&D Maint -Misc Plnt	(201.04)	(1,075.60)	(874.56)
50105902	Drct Lbr-Cust Acct Mtr Rdng	(381,556.86)	(320,629.86)	60,927.00
50105903	Drct Lbr-Cust Acct Rcrds&Coll	(1,229,383.46)	(1,039,897.58)	189,485.88
50105920	Drct Lbr-A&G Ops Salaries	(1,802,419.27)	(1,461,073.51)	341,345.76
50110600	S L T-SOS Ops Sup & Eng	(28,261.73)	(16,630.24)	11,631.49
50110675	S L T-T&D Maint - Services	(500.00)	0.00	500.00
50115600	D L T-SOS Ops Sup & Eng	(603.14)	(10,391.86)	(9,788.72)
50120620	S L T out-Pump Ops Sup & Eng	99.57	140.40	40.83
50120660	S L T out-T&D Ops Sup&Eng	(255.68)	733.24	988.92
50120901	S L T out-Cust Acct Suprvsn	263.97	2.73	(261.24)
50120920	S L T out-A&G Ops Salaries	2,325,139.41	2,195,799.08	(129,340.33)
50125642	D L T out-Wtr Tmt Ops Lbr&Exp	0.00	206.63	206.63
50125665	D L T out-T&D Ops Misc Ex	92,257.68	94,758.75	2,501.07
50125903	D L T out-Cust Acct Rcrds&Coll	210.12	31.32	(178.80)
50125920	D L T out-A&G Ops Salaries	1,727,715.56	1,374,835.31	(352,880.25)
50300600	Material-SOS Ops Sup & Eng	456.33	(1,292.00)	(1,748.33)
50300611	Material-SOS Maint Strctrs	(23,585.62)	(39,986.52)	(16,400.90)
50300624	Material-Pump Ops Lbr & Exp	(86,047.48)	(64,369.02)	21,678.46
50300632	Material-Pump Maint Pwr Prd	(930.89)	0.00	930.89
50300633	Material-Pump Maint Eq	(6,329.29)	(3,583.71)	2,745.58
50300642	Material-Wtr Tmt Ops Lbr&Exp	(36,691.72)	(36,746.56)	(54.84)
50300650	Material-Wtr Tmt Maint Sup&Eng	(213.22)	0.00	213.22
50300651	Material-Wtr Tmt Maint Strct	(2,435.02)	(4,693.56)	(2,258.54)
50300652	Material-Wtr Tmt Maint Equip	(9,617.19)	(7,629.71)	1,987.48
50300662	Material-T&D Ops Line Ex	(3,067.33)	(5,154.73)	(2,087.40)
50300664	Material-T&D Ops Cust instl	(420.76)	0.00	420.76
50300665	Material-T&D Ops Misc Ex	(13,461.20)	(23,353.94)	(9,892.74)
50300673	Material-T&D Maint - Main	(23,851.76)	(25,274.69)	(1,422.93)
50300675	Material-T&D Maint - Services	(64,063.98)	(33,560.55)	30,503.43
50300677	Material-T&D Maint - Hydrants	(6,855.97)	(9,373.09)	(2,517.12)
50300902	Material-Cust Acct Mtr Rdng	(782.55)	(16.83)	765.72
50300903	Material-Cust Acct Rcrds&Coll	(417.60)	(330.40)	87.20
50300930	Material-A&G Ops-Misc Gen	0.00	(1,951.50)	(1,951.50)
50300932	Material-A&G Maint Plnt	(23,691.82)	(26,361.23)	(2,669.41)
50310604	Rent-SOS Ops	(3,252.85)	(2,647.23)	605.62
50310624	Rent-Pump Ops Lbr & Exp	(46.57)	0.00	46.57
50310626	Rent-Pump Ops Misc Exp	(4,181.60)	(4,660.48)	(478.88)
50310921	Rent-A&G Ops Off Suppl&Exp	(6,528.05)	(7,797.96)	(1,269.91)
50310931	Rent-A&G Ops	(2,618.45)	(2,411.30)	207.15
50400601	Out Servs-SOS Ops Lbr & Exp	0.00	(19.46)	(19.46)
50400611	Out Servs-SOS Maint Strctrs	(164.30)	(861.30)	(697.00)
50400613	Out Servs-SOS Maint Lke,Rvr&Ot	(2,500.00)	(2,500.00)	0.00
50400614	Out Servs-SOS Maint Wlls&Spr	(1,481.58)	(1,102.50)	379.08
50400624	Out Servs-Pump Ops Lbr & Exp	(22,782.76)	(24,228.11)	(1,445.35)
50400626	Out Servs-Pump Ops Misc Exp	(2,938.74)	0.00	2,938.74
50400631	Out Servs-Pump Maint Strctrs	(16,094.21)	(22,784.35)	(6,690.14)
50400632	Out Servs-Pump Maint Pwr Prd	(112,963.36)	(52,862.21)	60,101.15
50400633	Out Servs-Pump Maint Eq	(8,566.85)	(2,185.00)	6,381.85

Report ID: BSCOR100

Layout ID: BSCOR100

Business Unit: 00060

Period Ending: Dec 31, 2023

Run on 04/07/24 at 11:49 PM

**Veolia Water Idaho**  
General Ledger System  
Corp BS C/M vs Same Month P/Yr

		- Current Month -		Increase or (Decrease)
		<u>This Year</u>	<u>Last Year</u>	
50400635	Out Servs-Wtr Tmt Lab Testing	(144,549.30)	(172,946.80)	(28,397.50)
50400636	Out Servs-Other	(8,012.26)	18,615.99	26,628.25
50400642	Out Servs-Wtr Tmt Ops Lbr&Exp	(7,603.62)	(5,449.71)	2,153.91
50400643	Out Servs-Wtr Tmt Ops Misc Exp	(33,580.21)	(17,165.66)	16,414.55
50400651	Out Servs-Wtr Tmt Maint Strct	(14,287.70)	(14,062.34)	225.36
50400652	Out Servs-Wtr Tmt Maint Equip	(31,532.89)	(38,249.06)	(6,716.17)
50400662	Out Servs-T&D Ops Line Ex	(33,078.33)	(38,204.30)	(5,125.97)
50400665	Out Servs-T&D Ops Misc Ex	(7,017.61)	419.47	7,437.08
50400672	Out Servs-T&D Maint Rsrvs&Stn	(16,601.14)	(24,947.86)	(8,346.72)
50400675	Out Servs-T&D Maint - Services	(18,481.20)	(17,381.05)	1,100.15
50400902	Out Servs-Cust Acct Mtr Rdng	(34,348.63)	(46,493.41)	(12,144.78)
50400903	Out Servs-Custr Acct Rcrds&Col	(277,363.86)	(214,203.30)	63,160.56
50400905	Out Servs-Cust Acct Misc Exp	(5,038.56)	(11,515.67)	(6,477.11)
50400920	Out Servs-A&G Ops OffSuppl&Exp	(16,115.23)	(7,213.78)	8,901.45
50400921	Out Servs-A&G Ops OffSuppl&Exp	(56,903.31)	(16,786.99)	40,116.32
50400923	Out Servs-A&G Ops	(327,772.91)	(152,043.74)	175,729.17
50400932	Out Servs-A&G Maint Plnt	(5,448.12)	(5,921.00)	(472.88)
50405903	Print & Postage-Cust Acct Rcrd	(321,018.55)	(324,073.94)	(3,055.39)
50605602	Prchsd Wtr-SOS Ops	(388,397.80)	(343,497.16)	44,900.64
50610623	Prchsd Pwr-Pump Ops Fuel Pwr	(2,083,330.50)	(2,082,165.99)	1,164.51
50610665	Prchsd Pwr-T&D Ops Misc Ex	(443,161.56)	(446,245.64)	(3,084.08)
50610921	Prchsd Pwr-A&G Ops Off Suppl	(22,787.37)	(34,575.93)	(11,788.56)
50620624	Utilities-Pump Ops Lbr & Exp	(8.15)	0.00	8.15
50620626	Utilities-Pump Ops Misc Exp	(4,780.38)	(4,457.20)	323.18
50620631	Utilities-Pump Maint Strctrs	(15.01)	0.00	15.01
50620633	Utilities-Pump Maint Eq	(1,414.91)	(1,095.12)	319.79
50620651	Utilities-Wtr Tmt Maint Strct	35,372.33	9,566.29	(25,806.04)
50620663	Utilities-T&D Ops Meter Exp	0.00	(32.70)	(32.70)
50620665	Utilities-T&D Ops Misc Exp	(16,138.33)	(14,425.18)	1,713.15
50620921	Utilities-A&G Ops Off Suppl	(23,798.26)	(26,498.95)	(2,700.69)
50620930	Utilities-A&G Misc	(8,117.17)	(9,573.38)	(1,456.21)
50625642	Sludge Dspsl-Wtr Tmt Ops Lbr	(2,183.00)	0.00	2,183.00
50625643	Sludge Dspsl-Wtr Tmt Ops Misc	(40,866.96)	(9,450.00)	31,416.96
50625930	Sldge Dspsl-A&G Ops-Misc Gen	0.00	(40.00)	(40.00)
50635614	Chmcals-SOS Maint Wlls&Spr	(42,139.55)	(7,527.99)	34,611.56
50635640	Chmcals-Wtr Tmt Ops Sup&Eng	(3,111.73)	(15,415.68)	(12,303.95)
50635641	Chmcals-Wtr Tmt Ops Sup&Eng	(728,400.25)	(568,694.11)	159,706.14
50635642	Chmcals-Wtr Tmt Ops Lbr&Exp	0.00	(1,508.55)	(1,508.55)
50635651	Chmcals-Wtr Tmt Maint Strctrs	0.00	(100.93)	(100.93)
50635921	Chmcals-A&G Ops Off Suppl&Exp	(5,000.30)	(10,384.71)	(5,384.41)
50645000	Trnsprt Cst-ES	(1,449,877.04)	(1,436,840.09)	13,036.95
50645600	Trnsprt Cst-SOS Ops Sup & Eng	(8,252.34)	(7,772.27)	480.07
50645601	Trnsprt Cst-SOS Ops Lbr & Exp	(3,444.08)	(4,290.49)	(846.41)
50645603	Trnsprt Cst-SOS Ops Misc	0.00	(43.10)	(43.10)
50645610	Trnsprt Cst-SOS Maint Sup &Eng	(2,345.20)	(2,245.17)	100.03
50645620	Trnsprt Cst-Pump Ops Sup & Eng	(25,571.56)	(17,725.27)	7,846.29
50645624	Trnsprt Cst-Pump Ops Lbr & Exp	(105,408.46)	(132,579.74)	(27,171.28)
50645630	Trnsprt Cst-Pump Maint Sup&Eng	0.00	(447.56)	(447.56)
50645631	Trnsprt Cst-Pump Maint Strctrs	(40.43)	0.00	40.43
50645632	Trnsprt Cst-Pump Maint Pwr Prd	0.00	(63.58)	(63.58)
50645633	Trnsprt Cst-Pump Maint Eq	0.00	(21.96)	(21.96)
50645640	Trnsprt Cst-Wtr Tmt Ops Sup&En	(16,837.51)	(16,933.64)	(96.13)
50645642	Trnsprt Cst-Wtr Tmt Ops Lbr&Ex	(58,552.41)	(76,913.03)	(18,360.62)
50645660	Trnsprt Cst-T&D Ops Sup&Eng	(5,747.97)	(2,862.94)	2,885.03
50645662	Trnsprt Cst-T&D Ops Line Ex	0.00	(465.77)	(465.77)

Report ID: BSCOR100

Layout ID: BSCOR100

Business Unit: 00060

Period Ending: Dec 31, 2023

Run on 04/07/24 at 11:49 PM

Veolia Water Idaho  
General Ledger System  
Corp BS C/M vs Same Month P/Yr

		- Current Month -		Increase or (Decrease)
		<u>This Year</u>	<u>Last Year</u>	
50645664	Trnsprt Cst-T&D Ops Cust Instl	(555.08)	(286.77)	268.31
50645670	Trnsprt Cst-T&D Maint Sup & En	(10,123.00)	(8,138.63)	1,984.37
50645675	Trnsprt Cst-T&D Maint-Services	(173,637.33)	(177,104.95)	(3,467.62)
50645677	Trnsprt Cst-T&D Maint-Hydrants	(17.84)	0.00	17.84
50645678	Trnsprt Cst-T&D Maint-Misc Plt	157.22	(126.05)	(283.27)
50645901	Trnsprt Cst-Cust Acct Suprvsn	(8,027.65)	(7,687.64)	340.01
50645902	Trnsprt Cst-Cust Acct Mtr Rdng	(33,204.04)	(36,981.14)	(3,777.10)
50645903	Trnsprt Cst-Cust Acct Rcrds&Co	(139,193.32)	(140,805.34)	(1,612.02)
50645920	Trnsprt Cst-A&G Salaries	(191,952.15)	(181,375.72)	10,576.43
50646000	Transportation Cost -Trnsfrrd	1,449,877.04	1,436,840.09	(13,036.95)
50650600	Office Exp-SOS Ops Sup & Eng	(5,582.97)	(23,542.46)	(17,959.49)
50650603	Office Exp-SOS Ops Misc	0.00	(990.00)	(990.00)
50650624	Office Exp-Pump Ops Lbr & Exp	(907.00)	(2,738.46)	(1,831.46)
50650626	Office Exp-Pump Ops Misc Exp	(29,874.99)	(40,042.84)	(10,167.85)
50650633	Office Exp-Pump Maint Eq	0.00	(624.92)	(624.92)
50650642	Office Exp-Wtr Tmt Ops Lbr&Exp	(5,372.25)	(381.00)	4,991.25
50650651	Office Exp-Wtr Tmt Maint Strct	(86.82)	0.00	86.82
50650660	Office Exp-T&D Ops Sup&Eng	(1,051.90)	(730.64)	321.26
50650661	Office Exp-T&D Ops Strg Facit	(4,680.00)	(4,201.62)	478.38
50650662	Office Exp-T&D Ops Line Ex	0.00	(935.22)	(935.22)
50650665	Office Exp-T&D Ops Misc Ex	11,118.79	(36,602.07)	(47,720.86)
50650673	Office Exp-T&D Maint - Main	0.00	(2,370.12)	(2,370.12)
50650675	Office Exp-T&D Maint-Services	(11,462.09)	(3,397.45)	8,064.64
50650902	Office Exp-Cust Acct Mtr Rdng	(130.74)	0.00	130.74
50650903	Office Exp-Cust Acct Rcrds&Col	(55,360.71)	(58,394.01)	(3,033.30)
50650905	Office Exp-Cust Acct Misc Exp	(7,911.27)	(10,276.57)	(2,365.30)
50650920	Office Exp-A&G Ops Salaries	(64,736.50)	(61,192.74)	3,543.76
50650921	Office Exp-A&G Ops Off Suppl	(206,869.33)	(199,721.12)	7,148.21
50650923	Office Exp-A&G Accntng & Audtn	(211,094.45)	(206,441.52)	4,652.93
50650930	Office Exp-A&G Ops Misc Gen	(134,770.30)	(139,301.99)	(4,531.69)
50650932	Office Exp-A&G Maint Plnt	(26,610.00)	(26,186.65)	423.35
50651660	Advertising Exp-A&G	(224,186.15)	(194,473.54)	29,712.61
50655603	Misc Exp-SOS Ops Misc	(622.14)	(600.91)	21.23
50655631	Misc Exp-Pump Maint Strctrs	(227,104.92)	(219,700.97)	7,403.95
50655651	Misc Exp-Wtr Tmt Maint Strct	(19,536.72)	(10,973.77)	8,562.95
50655675	Misc Exp-T&D Maint - Services	1,956.68	(16,616.06)	(18,572.74)
70100403	Depreciation - Utility Plant	(8,534,572.74)	(7,843,693.34)	690,879.40
70101403	Depreciation - Cost of Removal	(2,036,766.44)	(1,900,809.70)	135,956.74
70200408	Taxes other than income tax	0.83	(0.83)	(1.66)
70203408	Real Estate Tax	(1,501,018.65)	(1,655,394.01)	(154,375.36)
70250408	Payroll Taxes	(915,934.10)	(822,506.75)	93,427.35
90400904	Bad Dbt-WO-Custr Acct Uncollct	(265,426.67)	(275,018.21)	(9,591.54)
90405904	Bad Dbt-Provsn-Cust Acct Uncol	(1,601.86)	454,273.74	455,875.60
90850923	Corporate Shared Services Fees	(4,351,321.63)	(4,156,976.70)	194,344.93
90890426	Corp Shrd Svcs-Non Recoverable	(16,244.69)	(20,044.53)	(3,799.84)
90950000	F B T-ES	3,339,021.31	4,655,881.59	1,316,860.28
90950600	F B T-SOS Ops Sup & Eng	(23,167.75)	(30,249.69)	(7,081.94)
90950601	F B T-SOS Ops Lbr & Exp	(6,355.39)	(16,701.52)	(10,346.13)
90950603	F B T-SOS Ops Misc	0.00	(102.38)	(102.38)
90950610	F B T-SOS Maint Sup & Eng	(6,147.32)	(7,937.04)	(1,789.72)
90950620	F B T-Pump Ops Sup & Eng	(57,708.28)	(66,110.87)	(8,402.59)
90950624	F B T-Pump Ops Lbr & Exp	(319,936.69)	(499,369.15)	(179,432.46)
90950630	F B T-Pump Maint Sup&Eng	0.00	(1,447.69)	(1,447.69)
90950631	F B T-Pump Maint Strctrs	(109.95)	0.00	109.95
90950632	F B T-Pump Maint Pwr Prd Imprv	0.00	(153.67)	(153.67)

Report ID: BSCOR100

Layout ID: BSCOR100

Business Unit: 00060

Period Ending: Dec 31, 2023

Run on 04/07/24 at 11:49 PM

**Veolia Water Idaho**  
**General Ledger System**  
**Corp BS C/M vs Same Month P/Yr**

		- Current Month -		Increase or (Decrease)
		<u>This Year</u>	<u>Last Year</u>	
90950633	F B T-Pump Maint Eq	0.00	(98.22)	(98.22)
90950640	F B T-Wtr Tmt Ops Sup&Eng	(51,242.02)	(59,519.60)	(8,277.58)
90950642	F B T-Wtr Tmt Ops Lbr&Exp	(176,644.00)	(289,282.40)	(112,638.40)
90950660	F B T-T&D Ops Sup&Eng	(7,929.54)	(13,091.79)	(5,162.25)
90950662	F B T-T&D Ops Line Ex	0.00	(2,332.72)	(2,332.72)
90950664	F B T-T&D Ops Cust Instl	(908.58)	(1,732.00)	(823.42)
90950670	F B T-T&D Maint Sup & Eng	(37,490.40)	(30,223.19)	7,267.21
90950675	F B T-T&D Maint - Services	(501,318.48)	(664,929.22)	(163,610.74)
90950677	F B T-T&D Maint - Hydrants	(95.03)	0.00	95.03
90950678	F B T-T&D Maint - Misc Plnt	(174.51)	(675.67)	(501.16)
90950901	F B T-Cust Acct Suprvsn	(12,333.41)	(29,140.33)	(16,806.92)
90950902	F B T-Cust Acct Mtr Rdng	(99,540.90)	(137,447.27)	(37,906.37)
90950903	F B T-Cust Acct Rcrds&Coll	(408,511.19)	(535,053.43)	(126,542.24)
90950920	F B T-A&G Salaries	(500,545.20)	(714,372.15)	(213,826.95)
91400924	Liability Insurance-A&G Ops	(74,279.02)	332,351.25	406,630.27
91460925	Worker comp-A&G Ops-Inj&Dmages	(94,589.66)	3,957.80	98,547.46
91500926	Pension-A&G Ops	(289,743.97)	(536,981.03)	(247,237.06)
91550926	Post Rtrmnt PBOP-A&G Ops-Pnsn	(76,460.03)	(132,546.00)	(56,085.97)
91700926	Empleyee Grp Hlth&L-A&G Op-Pnsn	(1,512,302.08)	(2,278,881.30)	(766,579.22)
91800926	Empleyee 401K-A&G Ops-Pension	(449,797.97)	(411,540.30)	38,257.67
91850000	Other Employee Benefits-ES	(459.30)	(9,273.56)	(8,814.26)
91860926	Other Awards-A&G Ops-Emp Pnsns	(92,669.01)	(7,408.20)	85,260.81
91900928	Regulatory Commission-A&G Ops	(103,815.62)	(101,940.18)	1,875.44
92000928	Amrt Rate Case-A&G Ops-Reg Com	(46,828.00)	(29,868.00)	16,960.00
92050930	Amort of Dfrrd Exp-Misc Gen-A&	(36,075.31)	(38,940.00)	(2,864.69)
92053672	Amort Tnk Pntng-T&D Maint rsrv	(151,592.76)	(145,216.72)	6,376.04
92056930	Amort OPEB Csts-A&G Ops Misc	(174,608.00)	(477,384.00)	(302,776.00)
92059930	Amort Exp-Tax Reform Reg Liab	209,004.00	1,019,076.00	810,072.00
92061623	Amrt Pwr Csts-Pump Ops Fuel Pw	(241,876.00)	(197,484.00)	44,392.00
92064930	Amort AFUDC Eq GU-A&G Ops Misc	(42,250.93)	(36,570.42)	5,680.51
92200624	Uni&Sfty Eq-Pump Ops Lbr & Exp	(8,102.59)	(4,840.39)	3,262.20
92200632	Uni&Sfty Eq-Pump Maint Pwr Prd	(529.60)	(444.00)	85.60
92200642	Uni&Sfty Eq-Wtr Tmt Ops Lbr&Ex	(3,671.03)	(1,337.28)	2,333.75
92200651	Uni&Sfty Eq-Wtr Tm Maint Strct	(3,857.02)	(4,430.22)	(573.20)
92200660	Uni&Sfty Eq-T&D Ops Sup&Eng	174.89	(487.53)	(662.42)
92200662	Uni&Sfty Eq-T&D Ops Line Ex	0.00	(1,094.37)	(1,094.37)
92200665	Uni&Sfty Eq-T&D Ops Misc Ex	0.00	(291.96)	(291.96)
92200673	Uni&Sfty Eq-T&D Maint - Main	(851.85)	(2,463.68)	(1,611.83)
92200675	Uni&Sfty Eq-T&D Maint-Services	(28,296.46)	(28,823.84)	(527.38)
92200902	Uni&Sfty Eq-Cust Acct Mtr Rdng	(642.20)	(599.91)	42.29
92200903	Uni&Sfty Eq-Cust Acct Rcrds&Co	(1,398.51)	(1,279.54)	118.97
92200921	Uni&Sfty Eq-A&G Ops OffSup&Exp	(93,181.70)	(78,674.04)	14,507.66
92200930	Uni&Sfty Eq-A&G Ops Misc Gen	(24,440.98)	(40,412.56)	(15,971.58)
92200932	Uni&Sfty Eq-A&G Maint Plnt	(18,330.41)	(24,492.92)	(6,162.51)
92300930	Bank Charges-A&G Ops Misc Gen	(3,928.64)	(5,358.31)	(1,429.67)
92450930	Severance Plan-A&G Ops Misc	(5,000.00)	0.00	5,000.00
92600920	Other G&A Exp-A&G Ops Salaries	(101.63)	0.00	101.63
92600923	Other G&A Exp-A&G Outs Srvc E	0.00	(21,208.00)	(21,208.00)
92600932	Other G&A Exp-A&G Maint Plnt	(57,247.44)	(15,095.84)	42,151.60
	Operating Expenses	(35,254,715.33)	(32,238,731.67)	3,015,983.66
	Operating Income	20,869,100.28	20,140,487.46	(728,612.82)
70700426	Amort of Debt Issue Cost - Reg	(122,941.80)	(122,941.80)	0.00
71000431	Other interest	(6,364,796.81)	(4,908,581.03)	1,456,215.78
71010431	Other interest - Regulatory	1,099.82	427.52	(672.30)
71051419	AFUDC Debt	217,167.91	160,772.89	(56,395.02)

Report ID: BSCOR100

Layout ID: BSCOR100

Business Unit: 00060

Period Ending: Dec 31, 2023

Run on 04/07/24 at 11:49 PM

**Veolia Water Idaho**  
General Ledger System  
Corp BS C/M vs Same Month P/Yr

		- Current Month -		Increase or (Decrease)
		<u>This Year</u>	<u>Last Year</u>	
71052419	AFUDC Equity	608,936.45	430,107.87	(178,828.58)
71200422	Gain - Disposition of Property	0.00	2,000.00	2,000.00
71225426	Impairment - Other	(168,253.04)	(17,319.40)	150,933.64
71250421	Misc non operating income	0.00	1,119.78	1,119.78
71251418	Misc Non Oper Rental Income	52,523.04	56,927.88	4,404.84
71253426	Non Recoverable	(238,651.23)	(5,667.23)	232,984.00
71255406	Amort of Util Plt Acquis Adj	(195,296.00)	(20,712.00)	174,584.00
71257426	Pension-Other componts of NPPC	(694,443.97)	66,543.00	760,986.97
71258426	PBOP-Other components of NPPC	448,530.00	710,445.97	261,915.97
	Other Income & Expenses	(6,456,125.63)	(3,646,876.55)	2,809,249.08
	Income before Income Taxes	14,412,974.65	16,493,610.91	2,080,636.26
80100409	Current-federal	(466,382.45)	(1,086,658.01)	(620,275.56)
80150409	Current-state	(140,340.76)	1,220,770.36	1,361,111.12
80200410	Deferred-Federal Income Taxes	(2,461,917.71)	(1,917,411.50)	544,506.21
80250410	Deferred-State Income taxes	(17,034.00)	374,699.85	391,733.85
80400411	Investment Tax Cr,amortization	48,240.00	48,240.00	0.00
	Provision for Income Taxes	(3,037,434.92)	(1,360,359.30)	1,677,075.62
	Current Year Earnings	11,375,539.73	15,133,251.61	3,757,711.88
	<b>Total Retained Earnings</b>	<b>167,738,104.82</b>	<b>161,789,525.46</b>	<b>(5,948,579.35)</b>
21800000	AOCI - Pension	0.21	0.21	0.00
21805000	AOCI - PBOP	1.03	1.03	0.00
	<b>Accum Other Comprehensive Inc</b>	<b>1.24</b>	<b>1.24</b>	<b>0.00</b>
	<b>Oth Equity Noncontrol Interest</b>	<b>0.00</b>	<b>0.00</b>	<b>0.00</b>
	<b>Long Term Debt</b>	<b>0.00</b>	<b>0.00</b>	<b>0.00</b>
	<b>Total Capitalization</b>	<b>310,628,026.79</b>	<b>284,462,875.75</b>	<b>(26,165,151.03)</b>
23200000	Accounts Payable	7,657,117.13	8,749,208.24	1,092,091.11
23210000	Accounts Payable Reversing	387,798.11	394,607.15	6,809.04
23211000	Accounts Payable Non Reversing	118,313.05	478,660.39	360,347.34
23230000	AP - Lease Clearing	694.76	173.69	(521.07)
	<b>Accounts Payable</b>	<b>8,163,923.05</b>	<b>9,622,649.47</b>	<b>1,458,726.42</b>
23255000	AP - Suez Group affiliates	7,980.00	8,220.52	240.52
	<b>A/P Affiliated Companies</b>	<b>7,980.00</b>	<b>8,220.52</b>	<b>240.52</b>
	<b>Notes Payable</b>	<b>0.00</b>	<b>0.00</b>	<b>0.00</b>
	<b>N/P Affiliated Companies</b>	<b>0.00</b>	<b>0.00</b>	<b>0.00</b>
	<b>Current Portion of LT Debt</b>	<b>0.00</b>	<b>0.00</b>	<b>0.00</b>
23500000	Customer Deposits	0.00	191.00	191.00
	<b>Customer Deposits</b>	<b>0.00</b>	<b>191.00</b>	<b>191.00</b>
23601000	Property Taxes Accrued	745,271.42	825,838.32	80,566.90
23610000	Franchise taxes Accrued	77,873.58	80,910.17	3,036.59
23641000	Federal Income Tax Accrued	490,697.15	1,498,626.00	1,007,928.85
23651000	State Income Tax Accrued	66,978.44	(64,257.56)	(131,236.00)
23661000	FICA Tax Accrued	56,785.56	46,538.16	(10,247.40)
23662000	Federal Unemployment Tax Accr	60.68	128.19	67.51
23663000	State Unemployment Tax Accrued	285.13	472.09	186.96
23670000	Sales & Use Taxes Accrued	7,635.10	19,415.55	11,780.45
23699000	Other Accrued Taxes	(35,959.94)	(33,069.81)	2,890.13
	<b>Accrued Taxes</b>	<b>1,409,627.12</b>	<b>2,374,601.11</b>	<b>964,973.99</b>
23711000	Accrued Interest	0.00	1.56	1.56
	<b>Accrued Interest</b>	<b>0.00</b>	<b>1.56</b>	<b>1.56</b>
	<b>Dividend Payable</b>	<b>0.00</b>	<b>0.00</b>	<b>0.00</b>
24205000	Accrued - Payroll	253,316.73	206,641.60	(46,675.13)
24211000	Accrued Insurance	225,038.58	216,650.11	(8,388.47)
24213000	Accrued IBNR	238,440.95	452,687.79	214,246.84
24215000	Accrued - Power	207,553.89	249,716.94	42,163.05



Report ID: BSCOR100

Layout ID: BSCOR100

Business Unit: 00060

Period Ending: Dec 31, 2023

Run on 04/07/24 at 11:49 PM

Veolia Water Idaho  
General Ledger System  
Corp BS C/M vs Same Month P/Yr

		- Current Month -		Increase or (Decrease)
		<u>This Year</u>	<u>Last Year</u>	
24220000	Accrued - Sludge Removal	900.00	0.00	(900.00)
24245000	Accrued - Vacation	48,102.58	111,286.00	63,183.42
24246000	Accrued - Bonus	650,416.30	640,345.07	(10,071.23)
24247000	Accrued - Employee Related	3,061.48	2,481.49	(579.99)
24248000	Accr - Employee Related Other	140,019.38	132,833.22	(7,186.16)
24250000	Unearned Revenue	1,118.04	1,118.04	0.00
24298000	Customer AR credits	907,607.02	895,731.23	(11,875.79)
24301000	Employee W/hg-401K	(35,297.60)	0.00	35,297.60
24306000	Employee withholding – PAC	55.00	50.00	(5.00)
26200000	Injuries and Damages Reserve	33,558.23	203,299.22	169,740.99
	<b>Other Current Liabilities</b>	<b>2,673,890.58</b>	<b>3,112,840.71</b>	<b>438,950.13</b>
	<b>Total Current Liabilities</b>	<b>12,255,420.75</b>	<b>15,118,504.37</b>	<b>2,863,083.62</b>
19010000	Def. Federal Inc Taxes- Other	(101,569.67)	(111,676.67)	(10,107.00)
19012000	Def State Income Taxes- Other	(29,779.62)	(33,943.62)	(4,164.00)
19017000	Def Fed NOL Tax Benefit	0.00	(9,272.30)	(9,272.30)
19101000	Def. FIT-FAS109 ITC	54,512.58	44,874.58	(9,638.00)
19103000	Def. FIT-F71/F109 G/U ITC	(25,702.25)	(28,920.25)	(3,218.00)
19131000	Def. SIT-FAS109 ITC	15,982.16	13,639.16	(2,343.00)
19132000	Def. SIT-F71/F109 G/U ITC	(7,535.69)	(8,790.69)	(1,255.00)
	Deferred Taxes	(94,092.49)	(134,089.79)	(39,997.30)
25500000	Deferred ITC	374,434.00	422,674.00	48,240.00
25501000	Deferred State ITC Idaho	(650,000.00)	(650,000.00)	0.00
28203000	Def. FIT-MACRS	4,773,833.40	3,396,768.40	(1,377,065.00)
28204000	Def SIT-MACRS	1,281,512.51	884,245.51	(397,267.00)
28207000	Def FIT Pens Reg Asset FAS158	1,486,536.30	1,596,201.30	109,665.00
28208000	Def FIT PBOP Reg Asset FAS158	(350,465.48)	(338,281.48)	12,184.00
28209000	Def SIT Pens Reg Asset ASC715	370,482.12	436,765.12	66,283.00
28210000	Def SIT PBOP Reg Asset ASC715	(84,223.52)	(87,864.52)	(3,641.00)
28212000	Def SIT - Utility	717,594.62	550,148.03	(167,446.59)
28221000	Def FIT - COR	815,625.10	417,588.10	(398,037.00)
28251000	Def SIT - COR	239,138.21	126,926.21	(112,212.00)
28300000	Def. FIT-Other	34,283.86	164,079.86	129,796.00
28301000	Def. FIT-Tank Painting	754,415.83	459,395.83	(295,020.00)
28302000	Def. FIT-Rate Expenses	19,364.40	36,406.40	17,042.00
28303000	Def. FIT-Deferred Charges	279,397.59	204,129.59	(75,268.00)
28304000	Def. FIT-Relocation Expense	0.01	0.01	0.00
28306000	Def. FIT-Pensions	(732,496.71)	(708,478.71)	24,018.00
28307000	Def. FIT-PEBOP	(39,417.39)	(206,335.39)	(166,918.00)
28308000	Def. FIT-Cost of Removal	1,084,667.49	945,489.49	(139,178.00)
28311000	Def. FIT-Injuries and Damages	(53,806.63)	(129,491.63)	(75,685.00)
28312000	Def. FIT - AFUDC Equity	636,782.08	549,909.36	(86,872.72)
28313000	Def. FIT - AFUDC Equity GU	197,461.08	86,522.74	(110,938.34)
28350000	Def. SIT- Other	81,865.97	83,616.97	1,751.00
28353000	Def. SIT - Tank Painting	221,192.22	139,634.22	(81,558.00)
28354000	Def. SIT-Pensions	(149,401.20)	(166,941.20)	(17,540.00)
28355000	Def. SIT-Post Retrmnt Benefits	(30,089.66)	(77,672.66)	(47,583.00)
28356000	Def. SIT-AFUDC Equity	186,701.99	167,145.70	(19,556.29)
28358000	Def. SIT- Cost of Removal	318,019.67	287,382.67	(30,637.00)
28364000	Def. SIT - AFUDC Equity GU	57,894.53	26,298.48	(31,596.05)
28408000	Def FIT-Tax Reform for GU2018	(1,003,755.04)	(1,063,090.04)	(59,335.00)
	<b>Deferred Income Taxes &amp; Credit</b>	<b>10,743,454.86</b>	<b>7,419,082.57</b>	<b>(3,324,372.29)</b>
25200000	Advances for Construction	5,051,360.89	5,051,360.89	0.00
25200001	CWIP non-taxable advances	(778,646.81)	(733,133.52)	45,513.29

Report ID: BSCOR100

Layout ID: BSCOR100

Business Unit: 00060

Period Ending: Dec 31, 2023

Run on 04/07/24 at 11:49 PM

Veolia Water Idaho  
General Ledger System  
Corp BS C/M vs Same Month P/Yr

		- Current Month -		Increase or <u>(Decrease)</u>
		<u>This Year</u>	<u>Last Year</u>	
25201000	Taxable Advncs/Service Laterals	(482,573.32)	(482,573.32)	0.00
	<b>Cust Advances for Construction</b>	3,790,140.76	3,835,654.05	45,513.29
27100000	Contribution in Aid of Cnstrct	131,845,829.06	126,317,731.26	(5,528,097.80)
27100001	CWIP non-taxable CIAC	4,965,293.70	2,179,582.12	(2,785,711.58)
27100002	In Service non-taxable CIAC	1,768,305.12	1,460,985.22	(307,319.90)
27101000	Taxable CIAC - Serv Laterals	34,379,836.28	32,664,873.48	(1,714,962.80)
27101001	CWIP taxable CIAC	65,299.19	1,008,805.08	943,505.89
27101002	In Service taxable CIAC	131,119.21	1,006,951.85	875,832.64
27110000	Accumulated Amortization CIAC	(52,287,454.88)	(49,733,408.64)	2,554,046.24
	<b>Contribution in aid of Constr</b>	120,868,227.68	114,905,520.37	(5,962,707.31)
25340000	PBOP Liability - Trustee	184,446.24	1,030,895.21	846,448.97
26310000	Pension Accrued	3,637,485.65	3,540,649.71	(96,835.94)
	<b>Pension and Benefits</b>	3,821,931.89	4,571,544.92	749,613.03
25309000	Dfrd Regulatory Liabilities	74,401.65	83,508.51	9,106.86
25316000	Regulatory Liab-Tax NewFedRate	3,923,678.34	4,132,682.34	209,004.00
25317000	Reg Liab-NewFedRate2018portion	0.00	(2,570.04)	(2,570.04)
25402000	DefRegLiab F71/F109-Fed:ITC	(37,385.80)	(20,802.80)	16,583.00
	<b>Regulatory Liabilities</b>	3,960,694.19	4,192,818.01	232,123.82
25380000	Other Deferred Credits	32,162.47	35,279.43	3,116.96
	<b>Other Long Term Liabilities</b>	32,162.47	35,279.43	3,116.96
	<b>Lease Liabilities Non Current</b>	0.00	0.00	0.00
	<b>Deferred Income Taxes &amp; Credit</b>	<u>143,216,611.85</u>	<u>134,959,899.35</u>	<u>(8,256,712.50)</u>
	<b>Total Capital &amp; Liabilities</b>	<u>466,100,059.39</u>	<u>434,541,279.47</u>	<u>(31,558,779.91)</u>

Veolia Water Idaho Inc  
Annual Report on Deferred Power Cost - Pending  
Summary of 18625 Account as of December 31, 2023

Prepared By: Michael Wilson, April 17, 2024

Column 1	Column 2	Column 3	Column 4	Column 5	Column 6	Column 7	Column 8		
Accounting Month	kWH subject to PCA change	Deferred PCA Costs	Interest Accrual at 1%	Misc Adjustments	Authorized Amortization	Total Monthly Increase/Decrease	Cumulative Account Balance	NOTES	GL BAL
Beginning Balance:							\$ 1,105,667.13		\$ 1,105,667.13
January 2023	1,858,637	\$ 20,915.73	\$ 1,074.99		\$ (16,457.00)	\$ 5,533.72	\$ 1,111,200.85		\$ 1,111,200.85
February 2023	1,950,802	\$ 27,142.84	\$ 1,111.65		\$ (16,457.00)	\$ 11,797.49	\$ 1,122,998.34		\$ 1,122,998.34
March 2023	1,854,069	\$ 25,777.33	\$ 1,158.75		\$ (16,457.00)	\$ 10,479.08	\$ 1,133,477.42		\$ 1,133,477.42
April 2023	1,853,675	\$ 25,786.72	\$ 1,203.66		\$ (16,457.00)	\$ 10,533.38	\$ 1,144,010.80		\$ 1,144,010.80
May 2023	2,216,435	\$ 30,820.41	\$ 224.99		\$ (22,006.89)	\$ 9,038.51	\$ 1,153,049.31	New amortization amount from May 2023 to Apr 2027, per Rate Case VEO-W-22-02, effective May 1, 2023	\$ 1,153,049.31
June 2023	3,296,256	\$ 46,520.24	\$ 225.41		\$ (22,006.00)	\$ 24,739.65	\$ 1,177,788.96		\$ 1,177,788.96
July 2023	3,684,355	\$ 76,695.75	\$ 303.33		\$ (22,006.00)	\$ 54,993.08	\$ 1,232,782.04		\$ 1,232,782.04
August 2023	5,425,602	\$ 60,923.77	\$ 431.69		\$ (22,006.00)	\$ 39,349.46	\$ 1,272,131.50		\$ 1,272,131.50
September 2023	4,898,226	\$ 100,575.29	\$ 533.97		\$ (22,006.00)	\$ 79,103.26	\$ 1,351,234.76		\$ 1,351,234.76
October 2023	4,300,121	\$ 89,589.92	\$ 702.52		\$ (22,006.00)	\$ 68,286.44	\$ 1,419,521.20		\$ 1,419,521.20
November 2023	2,963,158	\$ 62,013.97	\$ 853.04		\$ (22,006.00)	\$ 40,861.01	\$ 1,460,382.21		\$ 1,460,382.21
December 2023	1,931,059	\$ 40,415.11	\$ 957.84		\$ (22,006.00)	\$ 19,366.95	\$ 1,479,749.16		\$ 1,479,749.16
<b>Total</b>	<b>36,232,395</b>	<b>\$ 607,177.08</b>	<b>\$ 8,781.84</b>	<b>\$ -</b>	<b>\$ (241,876.89)</b>				644,867.13

NOTES: The IPUC authorized the establishment of a deferral account for the incremental cost resulting from increases in Idaho Power PCA adjustment in Order No. 28800 issued in 2001. IPUC Order No. 29838 issued in August 2005 authorized continuation of the deferral mechanism and added the requirement that United Water Idaho file an annual report with the Commission documenting account activity and balance. In Order No. 30104, issued July 24, 2006 the Commission approved the settlement stipulation of UWID's general rate case. The Agreement called for continuation of the deferral account methodology as well as amortization of the deferred power expense over three years. In Order No. 31016, issued March 4, 2010, the IPUC approved the settlement stipulation of UWID's GRC, UWI-W-09-01. The Stipulation allowed a three year amortization of Deferred Power Costs accumulated through the end of February, 2010. The Stipulation modified the methodology used by UWID to calculate Deferred Power: as of March 1, 2010, the Company is entitled to defer the entire amount of Idaho Power PCA charge. Prior to this modification, United Water Idaho deferred only the incremental change in PCA rates from the base PCA rate in effect at the time of UWID's rate change and Idaho Power new PCA rate, which is updated each year effective June 1. Per PUC Order 32443 UWI-W-11-02 and Settlement Stipulation, the unamortized deferred power expense balance through Jan. 2012 will be re-amortized over 36 months commencing Feb. 1, 2012. Per Case No. UWI-W-15-01, authorized 3-year amortization of deferred balance beginning December 2015. September 2016 Interest calculation methodology changed so that interest on current month deferrals are calculated on a whole month instead of the number of days from the date the accounts payable voucher posts through the end of the month. Per Case No. SUZ-W-20-02, effective 5/1/21, to amortize Deferred Power for 48 months from May 1, 2021 to Apr 30, 2025 per Case SUZ\_W\_20-02, effective on 5/1/2021. Model JE:MDEFPW25 061521 authorized 48 month amortization of deferred balance on 4/30/21 (\$825,165.42 less \$35,226.31 adjustment = \$789,939.11). Account revised from 18714 to 18625. New amortization on \$644,867.13 of \$22,006 per month to be record the amortization of deferred power expense and related interest from May 2023 to Apr 2027, per Rate Case VEO-W-22-02, effective May 1, 2023.

**General Metered Service**

Veolia bills former Eagle Water area customers monthly. There are two components to your water bill: a monthly Customer Charge based on the size of the meter as shown below and the Volume Charge for consumption determined by the meter reading. The Customer Charge will only change if the meter size is increased or decreased. The Volume Charge is applied to each 100 cubic feet (1 CCF) of water used.\*

Customer Rate As Of 05/01/2023	Customer Rate As Of 01/01/2024	Customer Rate As Of 01/01/2025
<i>Meter Size: 5/8"-3/4"</i>		
\$ 7.17	\$ 8.19	\$ 9.22
<i>Meter Size: 1"</i>		
\$ 9.16	\$ 10.47	\$ 11.78
<i>Meter Size: 1-1/2"</i>		
\$ 15.67	\$ 17.92	\$ 20.16
<i>Meter Size: 2" or multiple meters of equivalent capacity</i>		
\$ 24.33	\$ 27.81	\$ 31.28
<i>Meter Size: 3" or multiple meters of equivalent capacity</i>		
\$ 47.45	\$ 54.23	\$ 61.01
<i>Meter Size: 4" or multiple meters of equivalent capacity</i>		
\$ 88.53	\$101.18	\$113.83
<i>Meter Size: 6" or multiple meters of equivalent capacity</i>		
\$147.81	\$168.92	\$190.04
<i>Meter Size: 8" or multiple meters of equivalent capacity</i>		
\$193.36	\$220.99	\$248.61
<i>Meter Size: 10" or multiple meters of equivalent capacity</i>		
\$275.56	\$314.93	\$354.29

\*(1 CCF or 100 cubic feet of water = approximately 748 gallons)

Volume Charges are seasonal. One rate is charged during the summer season and one during the winter season. The summer season is May 1 through September 30. The rates are:

Customer Rate As Of 05/01/2023	Customer Rate As Of 01/01/2024	Customer Rate As Of 01/01/2025
<i>For all water used up to 1.5CCF</i>		
\$ 0.9966	\$ 1.1391	\$ 1.2815
<i>Winter Rate for water used greater than 1.5CCF</i>		
\$ 0.9966	\$ 1.1391	\$ 1.2815
<i>Summer Rate for water used greater than 1.5CCF</i>		
\$ 1.2618	\$ 1.4420	\$ 1.6223

For example:  
If there is a 3/4" meter and the billing states the consumption is 18 CCF, the usage during the last monthly billing period was 1,800 cubic feet. The bill would include the customer charge

for a 3/4" meter plus the volume charge per 100 cubic feet. The billing would be calculated as follows:

**Winter**

Customer charge	= \$ 7.17
18 CCF @ \$0.9966	= \$17.94
Total	= \$25.11

**Summer**

Customer charge	= \$ 7.17
1.5 CCF @ \$0.9966	= \$ 1.50
16.5 CCF @ \$1.2618	= \$20.82
Total	= \$29.49

(These total charges do not include taxes, state safe drinking water fee, or charges for any other types of service.)

When the billing period encompasses both seasonal periods, the water billing will be prorated. Bills will be prorated twice each year. If there are any questions concerning the billing, we will be happy to discuss this process with you.

**Miscellaneous Charges**

Veolia believes that the cost of providing special services should be borne by those customers responsible for incurring the costs. The handling of returned checks, accounts that are disconnected for non-payment, cross connection control violations and after-hour or weekend service are some examples of special services. These miscellaneous charges are as follows:

- Returned checks: \$20.00
- Reconnection for non-payment or cross connection control:
  - Regular hours (8:00 am to 4:30 pm) \$20.00
  - After hours (4:31 pm to 6:30 pm) \$30.00
- New service connections:
  - Regular hours No Charge
  - After hours \$25.00

\* Reconnections will not occur M-F 6:31 pm to 7:59 am, and on weekends or observed holidays between 4:31 pm and 7:59 am.

In most cases, these fees must be paid prior to service being granted or restored.

**Payment Options**

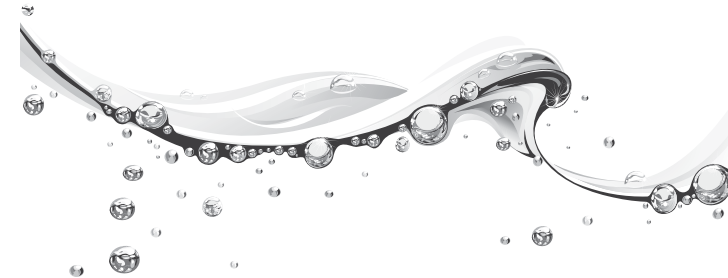
There are several ways to pay your bill:

- Try our Budget Billing Plan. Call 208-362-7304 to enroll
- Direct debit from either your checking or savings account
- Online at mywater.veolia.us
- 24-hour automated payment line: 1-888-608-6690
- Pay stations (see mywater.veolia.us for locations)
- Use the envelope provided with your bill.

©2023 Veolia

In keeping with our commitment to the environment, this publication was printed on paper containing at least 10% post consumer fiber.

052023-Veolia EWC  
IN-189793-VEOLIAALL



Existing customers residing in the area formerly known as Eagle Water as of the closing date January 1, 2022 will be billed at a rate set by the Idaho Public Utility Commission (IPUC) in their order dated December 9, 2021. These customers will be phased into Veolia's existing rates over a seven year period, increasing by 8.33% each year, until January 1, 2028 when Veolia's full rate has been met.

This is a summary of the rules for deposit and termination of service for all former Eagle Water Company customers as determined by the IPUC. These rules cover the rights and responsibilities of the customer and the utility. An explanation of our rate schedule has also been included.

Questions concerning this information may be directed to:

**Veolia**  
Customer Service  
csid@veolia.com  
208-362-7304

or

**IPUC**  
Consumer Assistance  
P.O. Box 83720  
Boise, ID 83720-0074  
208-334-0369



## Deposits/Payment Guarantees

The IPUC service rules allow utilities to ask for deposits or payment guarantees under specific conditions. At this time, Veolia does not require deposits or payment guarantees.

## Rules for Termination of Service

### Termination with Prior Notice

With proper customer notification, Veolia may deny or terminate water service for one of the following reasons:

1. Nonpayment of a past due billing, payment of a past due billing with any check not honored by the bank, or insufficient funds on an electronic payment;
2. Failure to abide by the terms of a payment arrangement;
3. Obtaining service by misrepresentation of identity;
4. Denying or willfully preventing access to the water meter;
5. Willfully wasting service through improper equipment or otherwise;
6. The applicant or customer is a minor.

### Termination without Prior Notice

Veolia may deny or terminate water service without prior notice for one of the following reasons:

1. A situation exists that is immediately dangerous to life, physical safety or property;
2. To prevent a violation of federal, state or local safety or health codes;
3. Service is obtained, diverted or used without the authorization of Veolia;
4. Veolia has diligently attempted to notify the customer of termination and has been unable to make contact;
5. If ordered by any court, the Commission, or any other duly authorized public authority.

### Notification

1. A billing may be considered past due fifteen (15) days after the billing date. A written notice of termination must be mailed at least seven (7) days before the proposed termination date.
2. At least twenty-four (24) hours before the service is terminated, another attempt shall be made to contact the customer in person or by telephone.

3. If service is terminated, a notice will be left at the property advising the customer of the necessary steps to have service restored.

Only a twenty-four (24) hour notice is required if:

4. The initial payment of a payment arrangement is not made or the initial payment is made with a check not honored by the bank;
5. Payment is made to prevent termination of service or reconnect service with insufficient funds or is not honored by the bank.

### Additional Notice

1. If service is not terminated within twenty-one (21) calendar days after the proposed termination date, Veolia will begin the notice process again with the seven (7) day written notice.

### Payment Arrangements and Special Circumstances

If the customer cannot pay the billing in full or receives a notice of termination, payment arrangements can be made to avoid termination of service. Call customer service at 208-362-7304.

If the customer cannot pay the billing and a member of the household is seriously ill or there is a medical emergency, Veolia will postpone termination of service for thirty (30) days. A written certificate is required from a licensed physician or public health official stating the name of the person who is ill and the name, title, and signature of the person certifying the serious illness or medical emergency.

### Restrictions on Termination of Service

Service cannot be terminated if:

1. The past due billing is less than \$50.00 or two (2) months of service, whichever is less;
2. The unpaid billing is for service to another customer;
3. The billing is for charges other than water service.

Service cannot be disconnected on Friday, Saturday, Sunday, legal holidays recognized by the state of Idaho, or on any day immediately preceding any legal holiday. Service may be terminated only between the hours of 8:00 a.m. and 4:00 p.m.

If service is terminated for any one of the conditions listed, Veolia has employees available for reconnection within 24 hours after the situation is corrected.

### Complaint Procedure

If at any time there is a complaint concerning termination of service, policies and practices, or any other matter regarding our service, please contact Veolia in person, by telephone or in writing. The complaint will be investigated promptly and thoroughly. The customer will be notified orally or in writing of the results of the investigation, and we will make every effort to resolve the complaint.

If the customer is dissatisfied with the proposed resolution of the complaint, the IPUC may be asked to review the matter. The service will not be disconnected while the complaint is being investigated by the utility or the IPUC.

### Rate Schedule Information

Most Veolia customers are billed under the enclosed rate schedule. However, some customers may be billed under a special temporary tariff. Please call customer service if there are any questions about the rate schedule used for your billing.

### Veolia Cares

Veolia has established Veolia Cares, a program to help low-income residents and customers who have experienced temporary financial hardship pay their water bills. Customers can be eligible for up to \$100 in credits annually to help pay their water bill.

Veolia Cares is administered by the El-Ada Community Action Agency. To get more information on the program and eligibility requirements, please call El-Ada at 208-345-2820.

**General Metered Service**

Veolia bills new Eagle Water area customers monthly. There are two components to your water bill: a monthly Customer Charge based on the size of the meter as shown below and the Volume Charge for consumption determined by the meter reading. The Customer Charge will only change if the meter size is increased or decreased. The Volume Charge is applied to each 100 cubic feet (1 CCF) of water used.\*

	<b>Customer Rate As Of 5/1/2023</b>
Meter Size: 5/8"-3/4"	\$ 12.29
Meter Size: 1"	\$ 15.71
Meter Size: 1-1/2"	\$ 26.88
Meter Size: 2" or multiple meters of equivalent capacity	\$ 41.71
Meter Size: 3" or multiple meters of equivalent capacity	\$ 81.35
Meter Size: 4" or multiple meters of equivalent capacity	\$151.77
Meter Size: 6" or multiple meters of equivalent capacity	\$253.39
Meter Size: 8" or multiple meters of equivalent capacity	\$331.49
Meter Size: 10" or multiple meters of equivalent capacity	\$472.39

\*(1 CCF or 100 cubic feet of water = approximately 748 gallons)

Volume Charges are seasonal. One rate is charged during the summer season and one during the winter season. The summer season is May 1 through September 30. The rates are:

	<b>Customer Rate As Of 5/1/2023</b>
For all water used up to 1.5CCF	\$ 1.7086
Winter Rate for water used greater than 1.5CCF	\$ 1.7086
Summer Rate for water used greater than 1.5CCF	\$ 2.1630

For example:  
If there is a 3/4" meter and the billing states the consumption is 18 CCF, the usage during the last monthly billing period was 1,800 cubic feet. The bill would include the customer charge

for a 3/4" meter plus the volume charge per 100 cubic feet. The billing would be calculated as follows:

**Winter**

Customer charge	= \$12.29
18 CCF @ \$1.7086	= \$30.75
Total	= \$43.04

**Summer**

Customer charge	= \$12.29
1.5 CCF @ \$1.7086	= \$ 2.56
16.5 CCF @ \$2.1630	= \$35.69
Total	= \$50.54

(These total charges do not include taxes, state safe drinking water fee, or charges for any other types of service.)

When the billing period encompasses both seasonal periods, the water billing will be prorated. Bills will be prorated twice each year. If there are any questions concerning the billing, we will be happy to discuss this process with you.

**Miscellaneous Charges**

Veolia believes that the cost of providing special services should be borne by those customers responsible for incurring the costs. The handling of returned checks, accounts that are disconnected for non-payment, cross connection control violations and after-hour or weekend service are some examples of special services. These miscellaneous charges are as follows:


- Returned checks: \$20.00
  - Reconnection for non-payment or cross connection control:
    - Regular hours (8:00 am to 4:30 pm) \$20.00
    - After hours (4:31 pm to 6:30 pm) \$30.00
  - New service connections:
    - Regular hours No Charge
    - After hours \$25.00
- \* Reconnections will not occur M-F 6:31 pm to 7:59 am, and on weekends or observed holidays between 4:31 pm and 7:59 am.

In most cases, these fees must be paid prior to service being granted or restored.

**Payment Options**

There are several ways to pay your bill:

- Try our Budget Billing Plan. Call 208-362-7304 to enroll
- Direct debit from either your checking or savings account
- Online at mywater.veolia.us
- 24-hour automated payment line: 1-888-608-6690
- Pay stations (see mywater.veolia.us for locations)
- Use the envelope provided with your bill.



New customers moving into the area formerly known as Eagle Water after the closing date January 1, 2022 will be billed at a rate set by the Idaho Public Utility Commission (IPUC) in their order number 35247 dated December 9, 2021. These customers will be billed Veolia's full existing rates on a monthly basis.

This is a summary of the rules for deposit and termination of service for new customers moving into the former Eagle Water Company area as determined by the IPUC. These rules cover the rights and responsibilities of the customer and the utility. An explanation of our rate schedule has also been included.

Questions concerning this information may be directed to:

**Veolia**  
Customer Service  
csid@veolia.com  
208-362-7304

or

**IPUC**  
Consumer Assistance  
P.O. Box 83720  
Boise, ID 83720-0074  
208-334-0369



©2023 Veolia  
In keeping with our commitment to the environment, this publication was printed on paper containing at least 10% post consumer fiber.

052023-Veolia NEWC  
IN-189782-VEOLIAALL

## Deposits/Payment Guarantees

The IPUC service rules allow utilities to ask for deposits or payment guarantees under specific conditions. At this time, Veolia does not require deposits or payment guarantees.

## Rules for Termination of Service

### Termination with Prior Notice

With proper customer notification, Veolia may deny or terminate water service for one of the following reasons:

1. Nonpayment of a past due billing, payment of a past due billing with any check not honored by the bank, or insufficient funds on an electronic payment;
2. Failure to abide by the terms of a payment arrangement;
3. Obtaining service by misrepresentation of identity;
4. Denying or willfully preventing access to the water meter;
5. Willfully wasting service through improper equipment or otherwise;
6. The applicant or customer is a minor.

### Termination without Prior Notice

Veolia may deny or terminate water service without prior notice for one of the following reasons:

1. A situation exists that is immediately dangerous to life, physical safety or property;
2. To prevent a violation of federal, state or local safety or health codes;
3. Service is obtained, diverted or used without the authorization of Veolia;
4. Veolia has diligently attempted to notify the customer of termination and has been unable to make contact;
5. If ordered by any court, the Commission, or any other duly authorized public authority.

### Notification

1. A billing may be considered past due fifteen (15) days after the billing date. A written notice of termination must be mailed at least seven (7) days before the proposed termination date.
2. At least twenty-four (24) hours before the service is terminated, another attempt shall be made to contact the customer in person or by telephone.

3. If service is terminated, a notice will be left at the property advising the customer of the necessary steps to have service restored.

Only a twenty-four (24) hour notice is required if:

4. The initial payment of a payment arrangement is not made or the initial payment is made with a check not honored by the bank;
5. Payment is made to prevent termination of service or reconnect service with insufficient funds or is not honored by the bank.

### Additional Notice

1. If service is not terminated within twenty-one (21) calendar days after the proposed termination date, Veolia will begin the notice process again with the seven (7) day written notice.

### Payment Arrangements and Special Circumstances

If the customer cannot pay the billing in full or receives a notice of termination, payment arrangements can be made to avoid termination of service. Call customer service at 208-362-7304.

If the customer cannot pay the billing and a member of the household is seriously ill or there is a medical emergency, Veolia will postpone termination of service for thirty (30) days. A written certificate is required from a licensed physician or public health official stating the name of the person who is ill and the name, title, and signature of the person certifying the serious illness or medical emergency.

### Restrictions on Termination of Service

Service cannot be terminated if:

1. The past due billing is less than \$50.00 or two (2) months of service, whichever is less;
2. The unpaid billing is for service to another customer;
3. The billing is for charges other than water service.

Service cannot be disconnected on Friday, Saturday, Sunday, legal holidays recognized by the state of Idaho, or on any day immediately preceding any legal holiday. Service may be terminated only between the hours of 8:00 a.m. and 4:00 p.m.

If service is terminated for any one of the conditions listed, Veolia has employees available for reconnection within 24 hours after the situation is corrected.

### Complaint Procedure

If at any time there is a complaint concerning termination of service, policies and practices, or any other matter regarding our service, please contact Veolia in person, by telephone or in writing. The complaint will be investigated promptly and thoroughly. The customer will be notified orally or in writing of the results of the investigation, and we will make every effort to resolve the complaint.

If the customer is dissatisfied with the proposed resolution of the complaint, the IPUC may be asked to review the matter. The service will not be disconnected while the complaint is being investigated by the utility or the IPUC.

### Rate Schedule Information

Most Veolia customers are billed under the enclosed rate schedule. However, some customers may be billed under a special temporary tariff. Please call customer service if there are any questions about the rate schedule used for your billing.

### Veolia Cares

Veolia has established Veolia Cares, a program to help low-income residents and customers who have experienced temporary financial hardship pay their water bills. Customers can be eligible for up to \$100 in credits annually to help pay their water bill.

Veolia Cares is administered by the El-Ada Community Action Agency. To get more information on the program and eligibility requirements, please call El-Ada at 208-345-2820.

**General Metered Service**

Veolia bills customers every two (2) months. There are two components to your water bill: a bi-monthly Customer Charge based on the size of the meter as shown below and the Volume Charge for consumption determined by the meter reading. The Customer Charge will only change if the meter size is increased or decreased. The Volume Charge is applied to each 100 cubic feet (1 CCF) of water used.\*

Meter Size.....	Customer Charge as of 05/01/2023:
3/4" and smaller.....	\$ 24.58
1" .....	\$ 31.42
1-1/2" .....	\$ 53.75
(or multiple meters of equivalent capacity)	
2" .....	\$ 83.42
3" .....	\$ 162.70
4" .....	\$ 303.54
6" .....	\$ 506.77
8" .....	\$ 662.97
10" .....	\$ 944.78

\*(1 CCF or 100 cubic feet of water = approximately 748 gallons)

Volume Charges are seasonal. One rate is charged during the summer season and one during the winter season. The summer season is May 1 through September 30. The rates are:

**As of 05/01/2023:**

**Winter**  
\$1.7086 per CCF

**Summer**  
\$1.7086 for 1st 3 CCF  
\$2.1630 above 3 CCF

For example:  
If there is a 3/4" meter and the billing states the consumption is 18 CCF, the usage during the last two month billing period was 1,800 cubic feet. The bill would include the customer charge for a 3/4" meter plus the volume charge per 100 cubic feet. The billing would be calculated as follows:

<b>As of 05/01/2023:</b>	
<b>Winter</b>	
Customer charge	= \$ 24.58
18 CCF @ \$1.7086	= \$ 30.75
Total	= \$ 55.33
<b>Summer</b>	
Customer charge	= \$ 24.58
3 CCF @ \$1.7086	= \$ 5.13
15 CCF @ 2.1630	= \$ 32.45
Total	= \$ 62.16

(These total charges do not include taxes, state fees, or charges for any other types of service.)

When the billing period encompasses both seasonal periods, the water billing will be prorated. Bills will be prorated twice each year. If there are any questions concerning the billing, we will be happy to discuss this process with you.

**Miscellaneous Charges**

Veolia believes that the cost of providing special services should be borne by those customers responsible for incurring the costs. The handling of returned checks, accounts that are disconnected for non-payment, cross connection control violations and after-hour or weekend service are some examples of special services. These miscellaneous charges are as follows:

- Returned checks: \$20.00
  - Reconnection for non-payment or cross connection control:
    - Regular hours (8:00 am to 4:30 pm) \$20.00
    - After hours (4:31 pm to 6:30 pm) \$30.00
  - New service connections:
    - Regular hours No Charge
    - After hours \$25.00
- \* Reconnections will not occur M-F 6:31 pm to 7:59 am, and on weekends or observed holidays between 4:31 pm and 7:59 am.

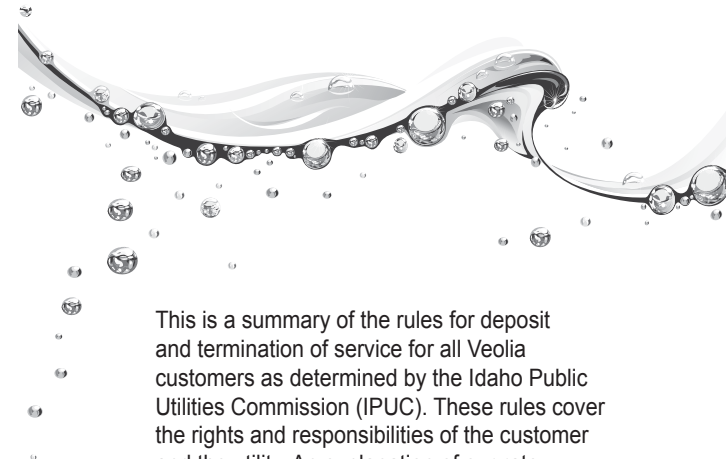
Where applicable, remote capable meter reconnection fees will be charged at a reduced 50% of reconnection fee amount above.

In most cases, these fees must be paid prior to service being granted or restored.

**Payment Options**

There are several ways to pay your bill:

- Try our Budget Billing Plan. Call 208-362-7304 to enroll
- Direct debit from either your checking or savings account
- Online at [www.mywater.veolia.us](http://www.mywater.veolia.us)
- 24-hour automated payment line: 1-888-608-6690
- Pay stations (see [www.mywater.veolia.us](http://www.mywater.veolia.us) for locations)
- Use the envelope provided with your bill.



This is a summary of the rules for deposit and termination of service for all Veolia customers as determined by the Idaho Public Utilities Commission (IPUC). These rules cover the rights and responsibilities of the customer and the utility. An explanation of our rate schedule has also been included.

Questions concerning this information may be directed to:

**Veolia**  
Customer Service  
[csid@veolia.com](mailto:csid@veolia.com)  
208-362-7304

or

**IPUC**  
Consumer Assistance  
P.O. Box 83720  
Boise, ID 83720-0074  
208-334-0369

**Veolia**



## Deposits/Payment Guarantees

The IPUC service rules allow utilities to ask for deposits or payment guarantees under specific conditions. At this time, Veolia does not require deposits or payment guarantees.

## Rules for Termination of Service

### Termination with Prior Notice

With proper customer notification, Veolia may deny or terminate water service for one of the following reasons:

1. Nonpayment of a past due billing, payment of a past due billing with any check not honored by the bank, or insufficient funds on an electronic payment;
2. Failure to abide by the terms of a payment arrangement;
3. Obtaining service by misrepresentation of identity;
4. Denying or willfully preventing access to the water meter;
5. Willfully wasting service through improper equipment or otherwise;
6. The applicant or customer is a minor.

### Termination without Prior Notice

Veolia may deny or terminate water service without prior notice for one of the following reasons:

1. A situation exists that is immediately dangerous to life, physical safety or property;
2. To prevent a violation of federal, state or local safety or health codes;
3. Service is obtained, diverted or used without the authorization of Veolia;
4. Veolia has diligently attempted to notify the customer of termination and has been unable to make contact;
5. If ordered by any court, the Commission, or any other duly authorized public authority.

### Notification

1. A billing may be considered past due fifteen (15) days after the billing date. A written notice of termination must be mailed at least seven (7) days before the proposed termination date.
2. At least twenty-four (24) hours before the service is terminated, another attempt shall be made to contact the customer in person or by telephone.

Only a twenty-four (24) hour notice is required if:

3. The initial payment of a payment arrangement is not made or the initial payment is made with a check not honored by the bank;
4. Payment is made to prevent termination of service or reconnect service with insufficient funds or is not honored by the bank.

### Additional Notice

1. If service is not terminated within twenty-one (21) calendar days after the proposed termination date, Veolia will begin the notice process again with the seven (7) day written notice.

### Payment Arrangements and Special Circumstances

If the customer cannot pay the billing in full or receives a notice of termination, payment arrangements can be made to avoid termination of service. Call customer service at 208-362-7304.

If the customer cannot pay the billing and a member of the household is seriously ill or there is a medical emergency, Veolia will postpone termination of service for thirty (30) days. A written certificate is required from a licensed physician or public health official stating the name of the person who is ill and the name, title, and signature of the person certifying the serious illness or medical emergency.

### Restrictions on Termination of Service

Service cannot be terminated if:

1. The past due billing is less than \$50.00 or two (2) months of service, whichever is less;
2. The unpaid billing is for service to another customer;
3. The billing is for charges other than water service.

Service cannot be disconnected on Friday, Saturday, Sunday, legal holidays recognized by the state of Idaho, or on any day immediately preceding any legal holiday. Service may be terminated only between the hours of 8:00 a.m. and 4:00 p.m.

If service is terminated for any one of the conditions listed, Veolia has employees available for reconnection within 24 hours after the situation is corrected.

### Complaint Procedure

If at any time there is a complaint concerning termination of service, policies and practices, or any other matter regarding our service, please contact Veolia in person, by telephone or in writing. The complaint will be investigated promptly and thoroughly. The customer will be notified orally or in writing of the results of the investigation, and we will make every effort to resolve the complaint.

If the customer is dissatisfied with the proposed resolution of the complaint, the IPUC may be asked to review the matter. The service will not be disconnected while the complaint is being investigated by the utility or the IPUC.

### Rate Schedule Information

Most Veolia customers are billed under the enclosed rate schedule. However, some customers may be billed under a special temporary tariff. Please call customer service if there are any questions about the rate schedule used for your billing.

### Veolia Cares

Veolia has established Veolia Cares, a program to help low-income residents and customers who have experienced temporary financial hardship pay their water bills. Customers can be eligible for up to \$100 in credits annually to help pay their water bill.

Veolia Cares is administered by the El-Ada Community Action Agency. To get more information about the program, other financial assistance and eligibility requirements, please call El-Ada at 208-345-2820.



### WATER DISTRIBUTION SYSTEM



#### Facilities

- Reservoirs
- Boosters
- Treatment Plants
- Vaults
- Wells

#### Mains

- 1/2 inch
- 3/4 inch
- 1 1/2 inch
- 1 1/4 inch
- 1 inch
- 2 1/2 inch
- 2 inch
- 3 inch
- 4 inch
- 6 inch
- 8 inch
- 10 inch
- 12 inch
- 14 inch
- 16 inch
- 18 inch
- 20 inch
- 24 inch
- 30 inch
- 36 inch

Service Area

Print Date: 4/8/2024 No Scale

